

22.8K

All Engagement

5.42K

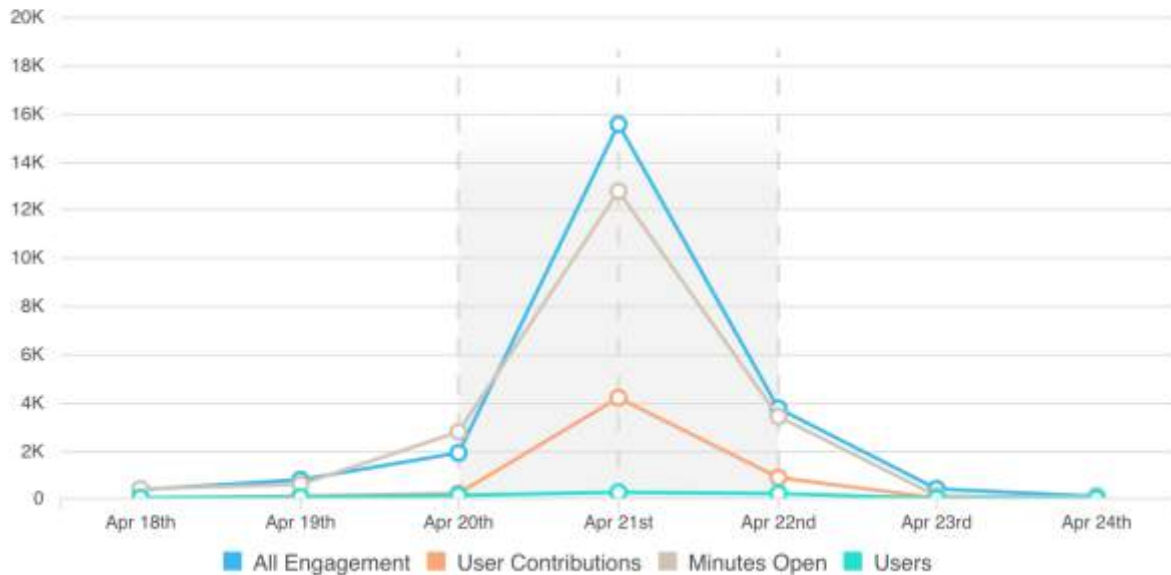
User Contributions

20.1K

Minutes Open

288

Users



**All Engagement** - The total number of actions across all users for this event, including engagement with Sessions, Speakers, Exhibitors, Attendees, Social Networks, and more.

**User Contributions** - The total number of social shares, attendee messages, and more across this event.

**Minutes Open** - The total number of minutes all attendees have spent using the app.

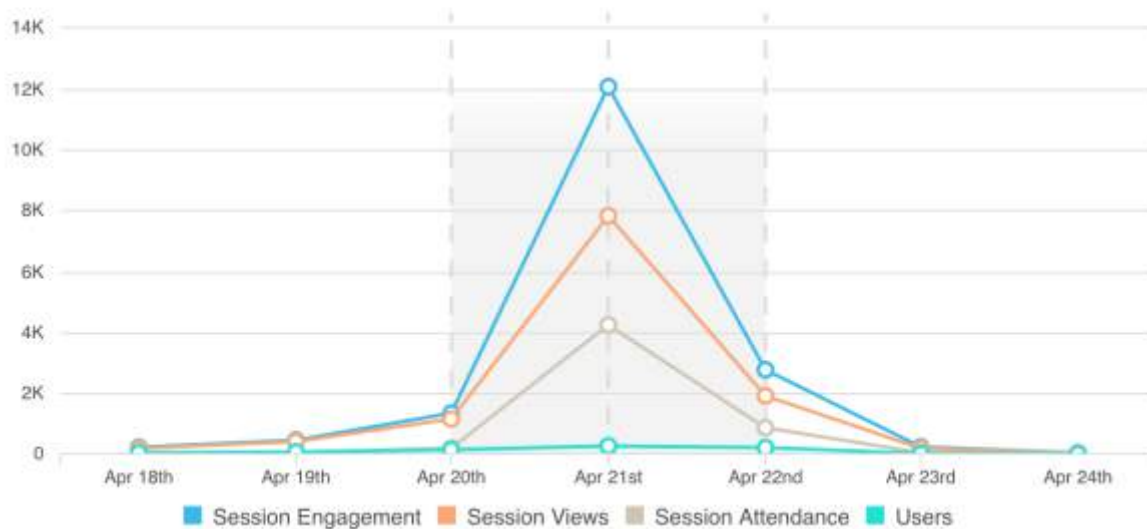
**Users** - The total number of unique app users across iOS, Android, and web.

17.1K  
Session Engagement

11.7K  
Session Views

5.41K  
Session Attendance

288  
Users



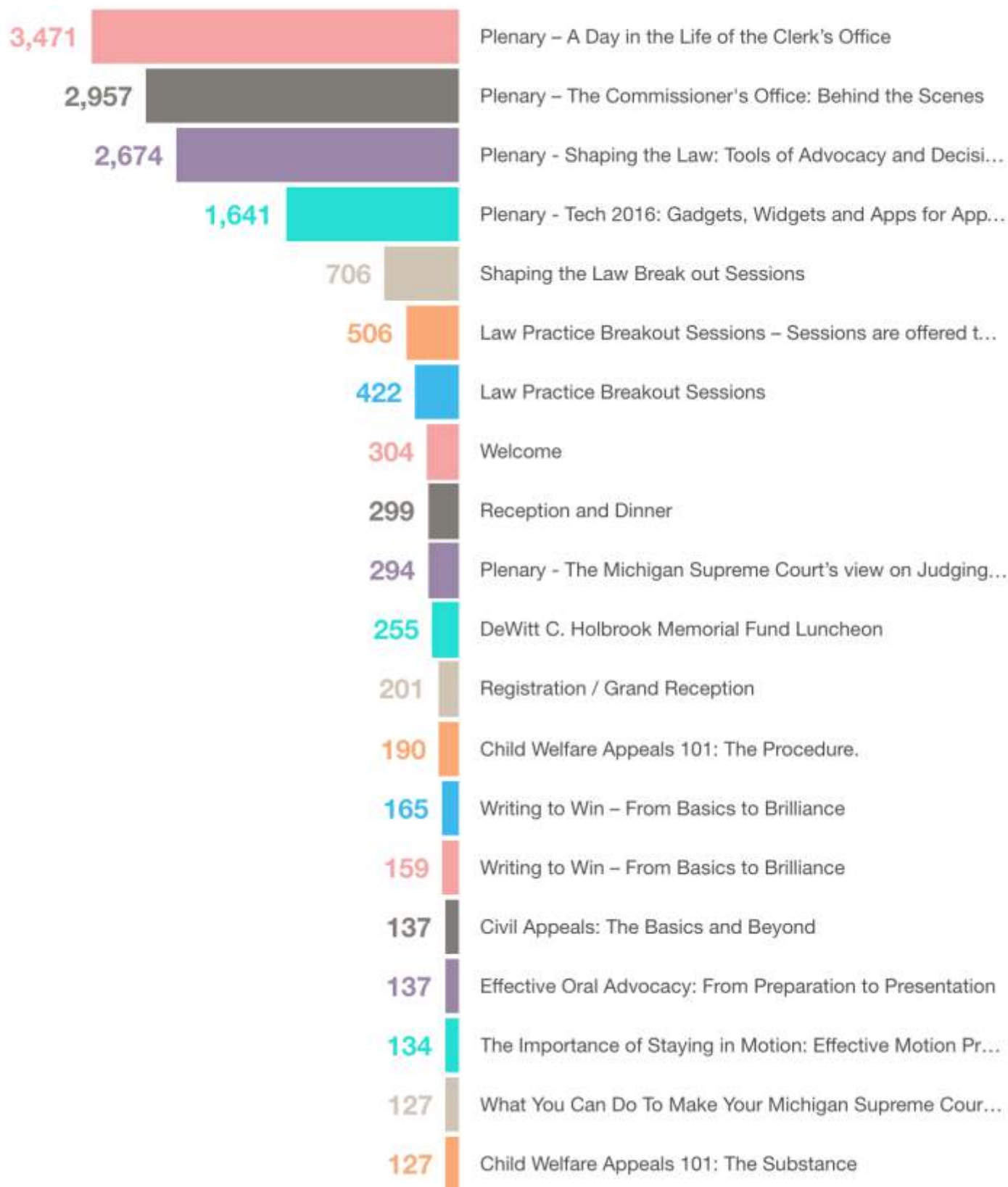
**Session Engagement** - The total number of actions related to sessions across all users for this event. Actions include adding a session to a personal schedule, viewing a session, sharing to social, taking notes, taking a poll or survey, and more.

**Session Views** - Total number of Session page views.

**Session Attendance** - The total number of attendee interactions with a session, including check-ins, taking polls or surveys, viewing PDFs, and any shares from the session.

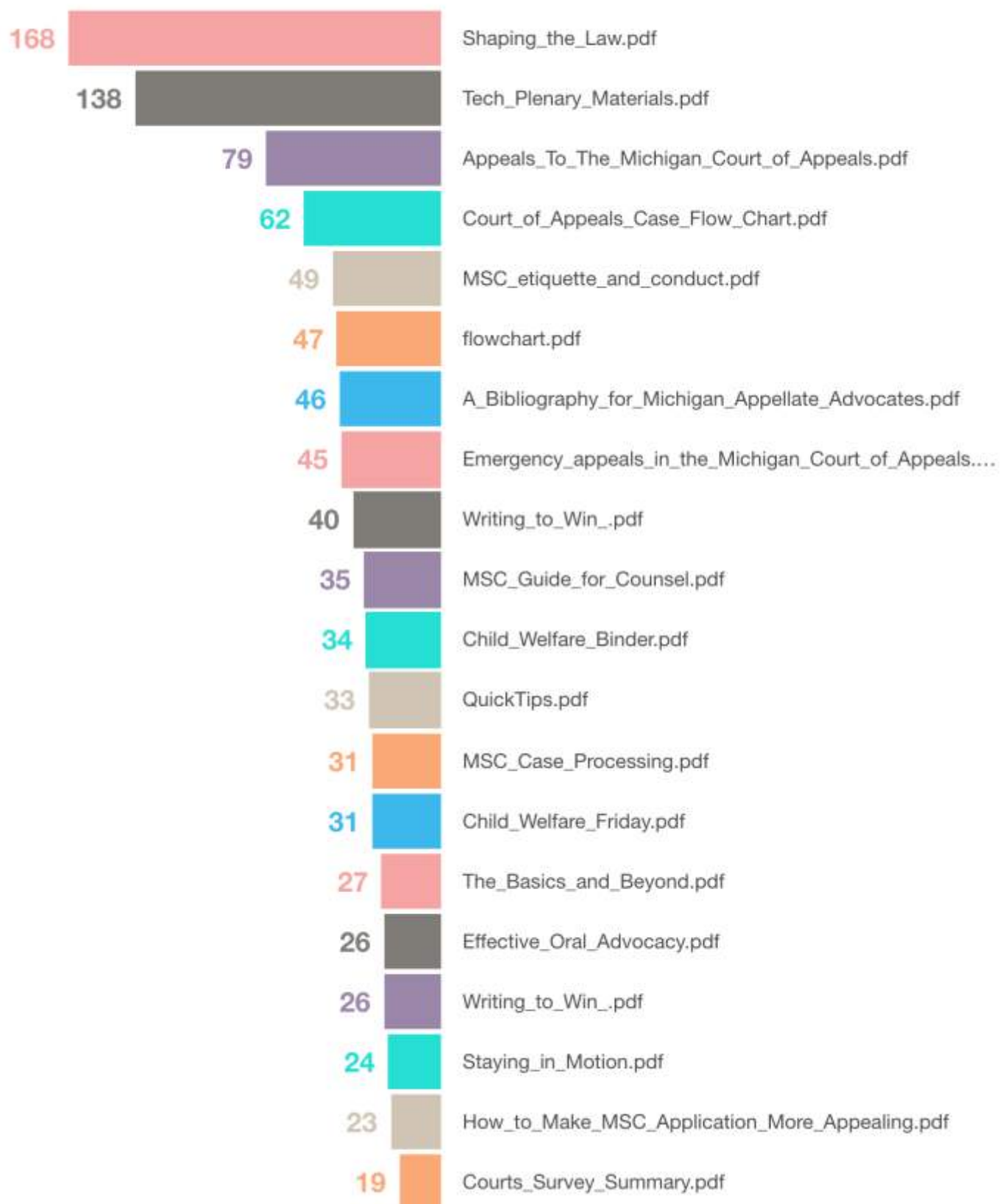
**Users** - The total number of unique app users across iOS, Android, and web.

## Top Sessions By Engagement



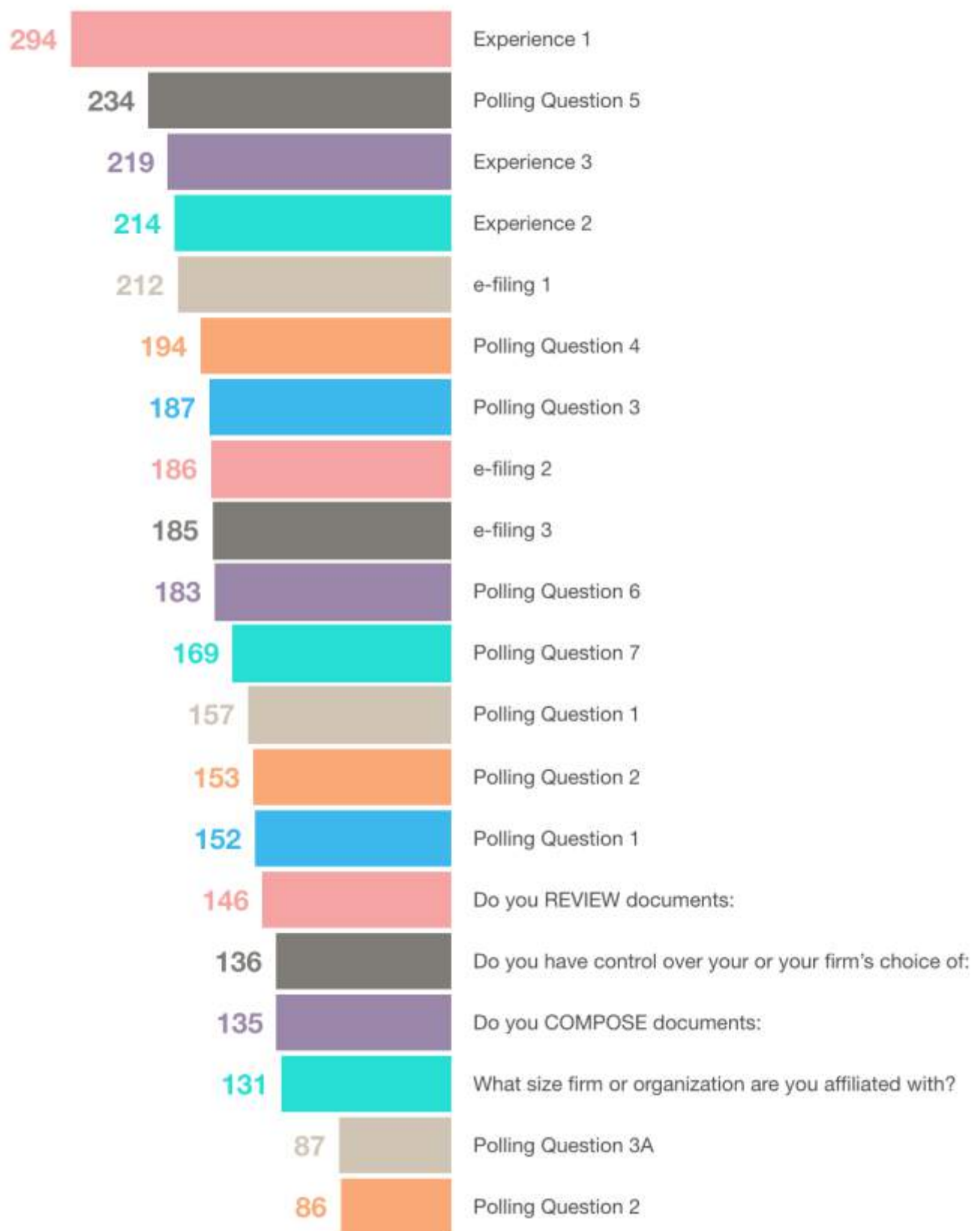
## Top PDFs by Engagement

---

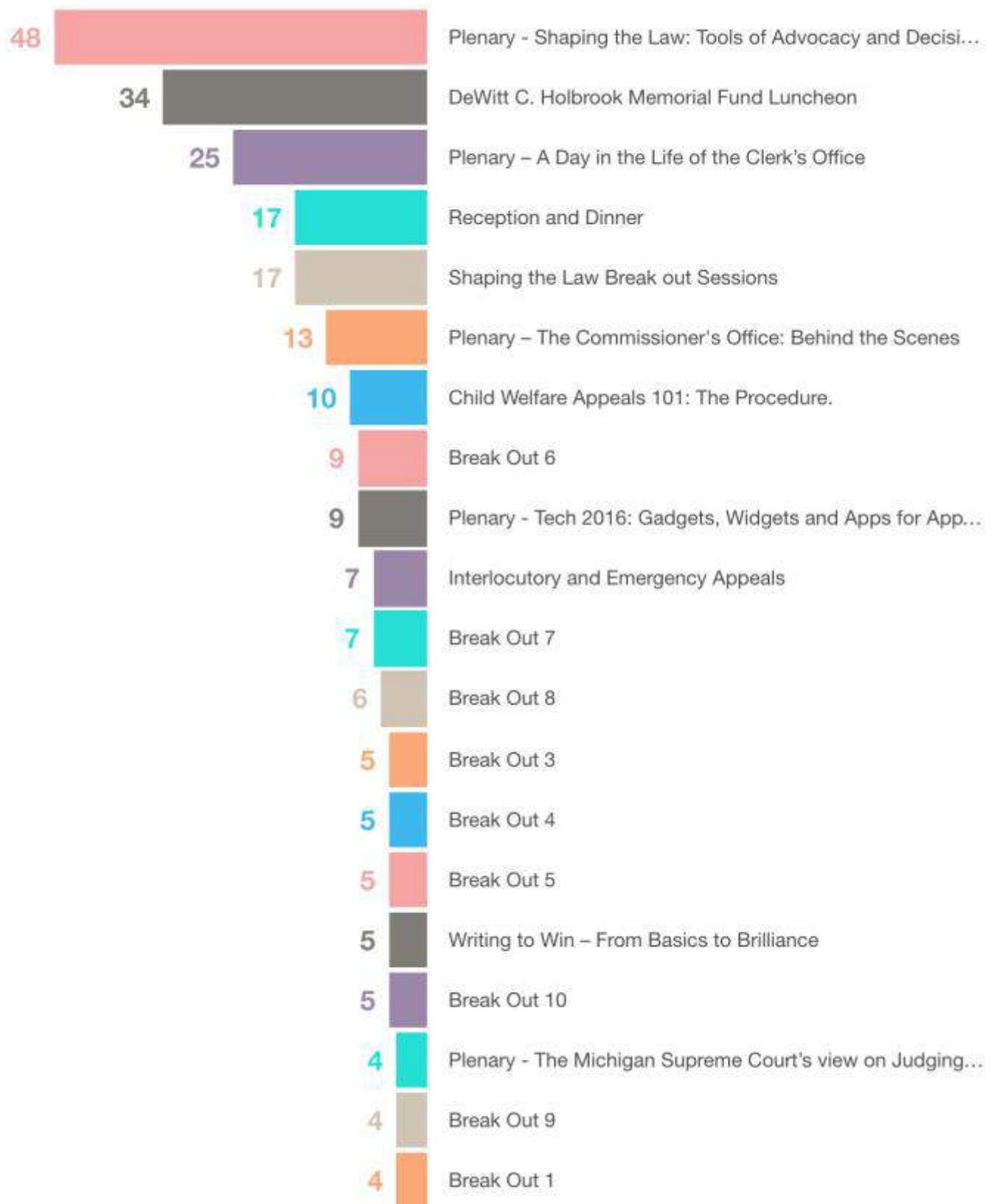


## Top Session Polls

---



## Most Rated Sessions



1.07K

Speaker Engagement

1.01K

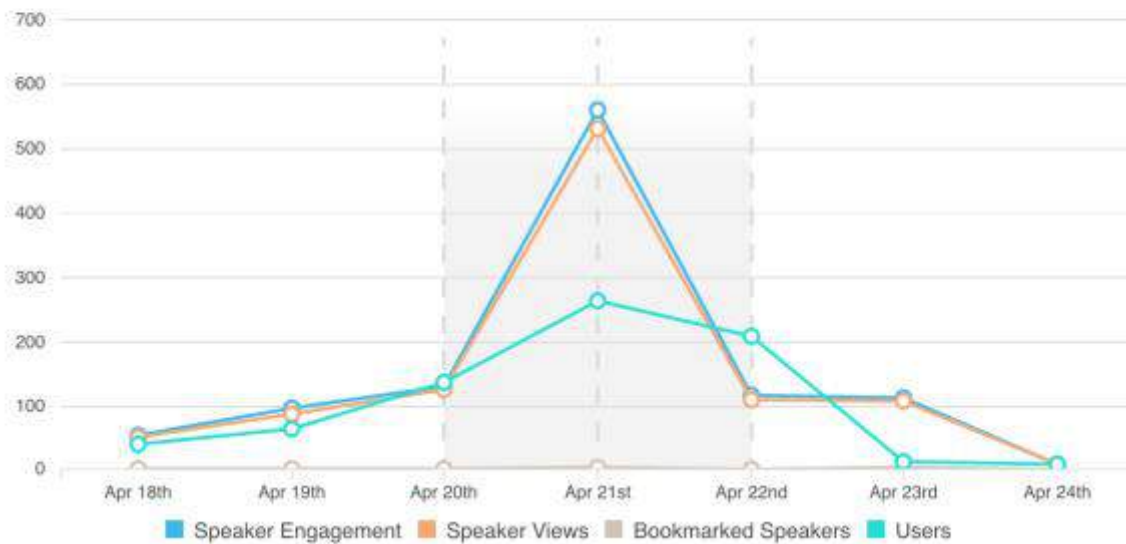
Speaker Views

9

Bookmarked Speakers

288

Users



**Speaker Engagement** - The total number of actions related to speakers across all users for this event. Actions include viewing a speaker, sharing to social about the speaker, taking notes, bookmarking, and more.

**Speaker Views** - Total number of speaker views for this event.

**Bookmarked Speakers** - Total number of bookmarks across all speakers.

**Users** - The total number of unique app users across iOS, Android, and web.

## Top Speakers by Engagement

---





5.42K

User Contributions

249

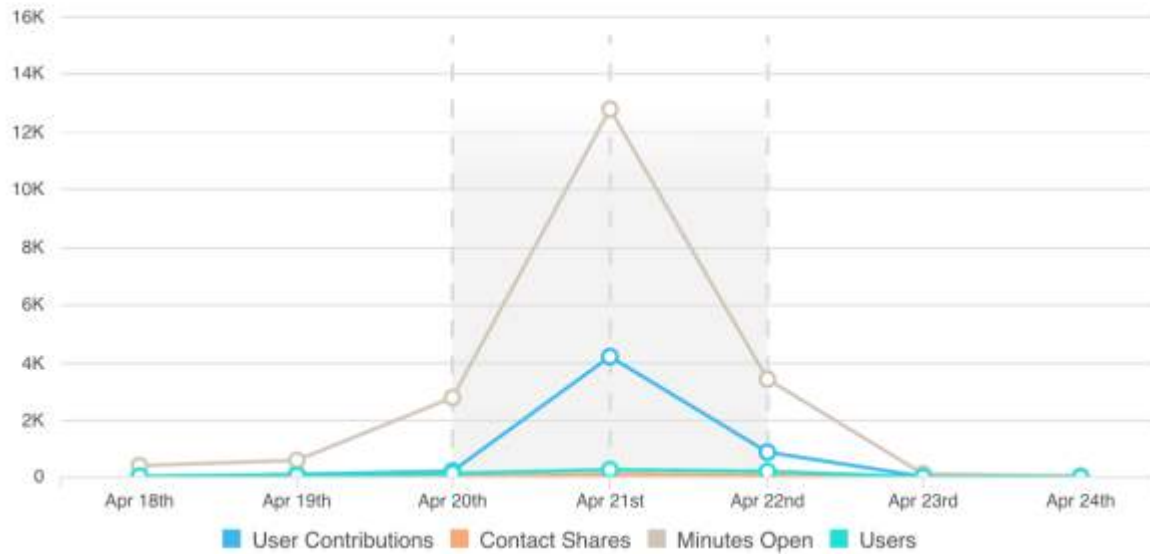
Contact Shares

20.1K

Minutes Open

288

Users



**User Contributions** - The total number of social shares, attendee messages, and more across this event.

**Contact Shares** - The total number of accepted contact shares.

**Minutes Open** - The total number of minutes all attendees have spent using the app.

**Users** - The total number of unique app users across iOS, Android, and web.

## Top Social Platforms

76

In App

3

Email

586

Map Views

331

Map Location Views

288

Users

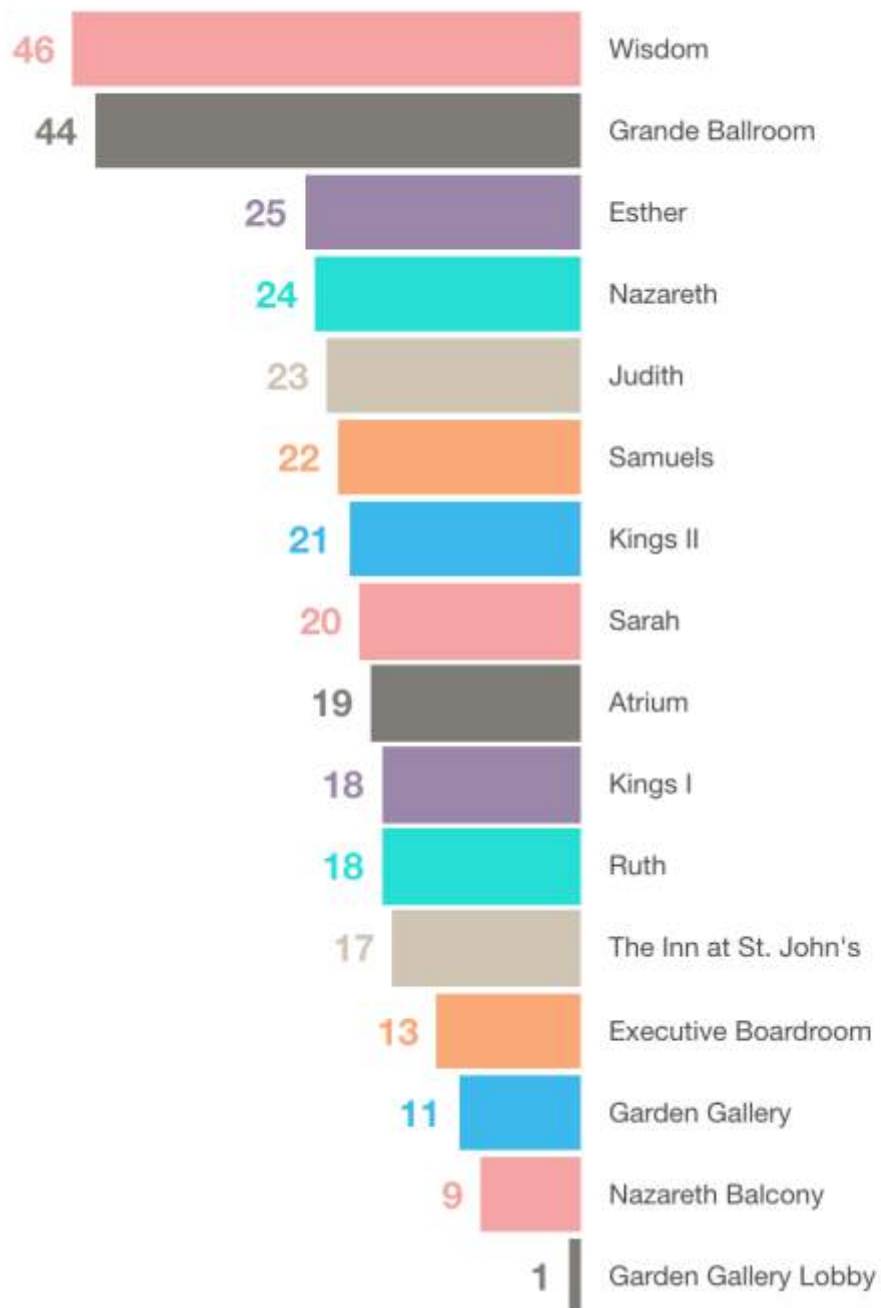


**Map Views** - The total number of views for all maps.

**Map Location Views** - The total number of map location views. A map location is either an area on your floor plan or a geo location.

**Users** - The total number of unique app users across iOS, Android, and web.

## Top Locations



206

iOS Devices

72

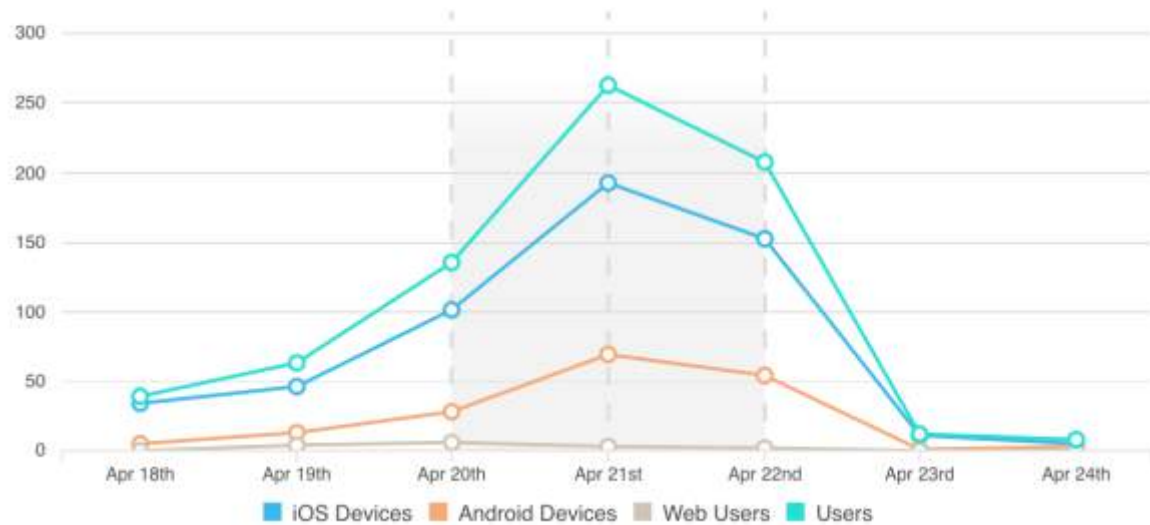
Android Devices

12

Web Users

288

Users



**iOS Devices** - The number of unique iOS devices, including iPhones, iPads, and iPod Touches.

**Android Devices** - The number of unique Android devices, including both phones and tablets.

**Web Users** - The number of unique browser views from browsers like Chrome, Firefox, IE, Safari, and mobile phone browsers like Windows Phone and Blackberry.

**Users** - The total number of unique app users across iOS, Android, and web.

## Devices

206



72



12



iOS Devices



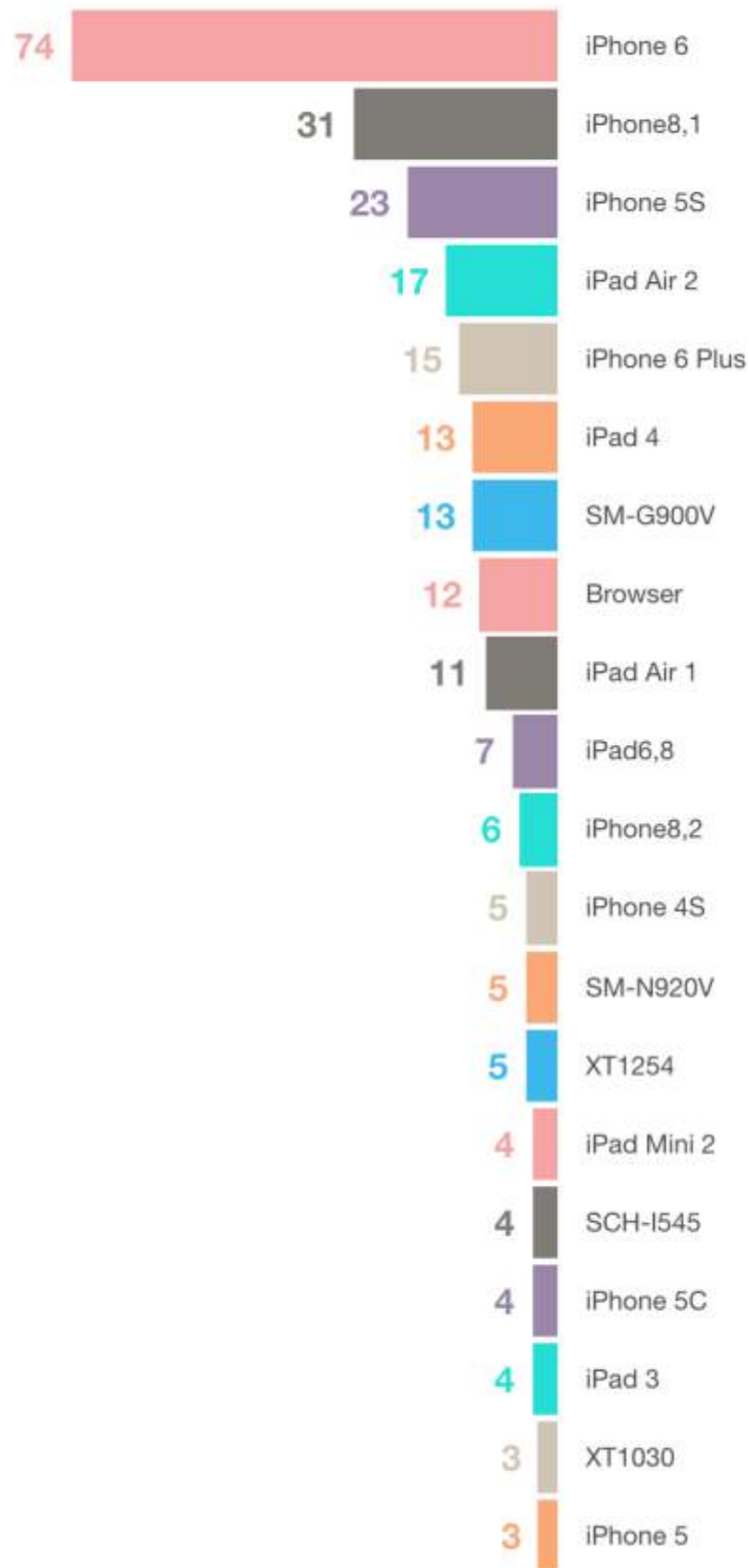
Android Devices



Web Users

## Devices by Model

---





**Banner Impressions** - The total number of times a banner was viewed.



**Banner Taps** - The total number of times a banner was tapped.



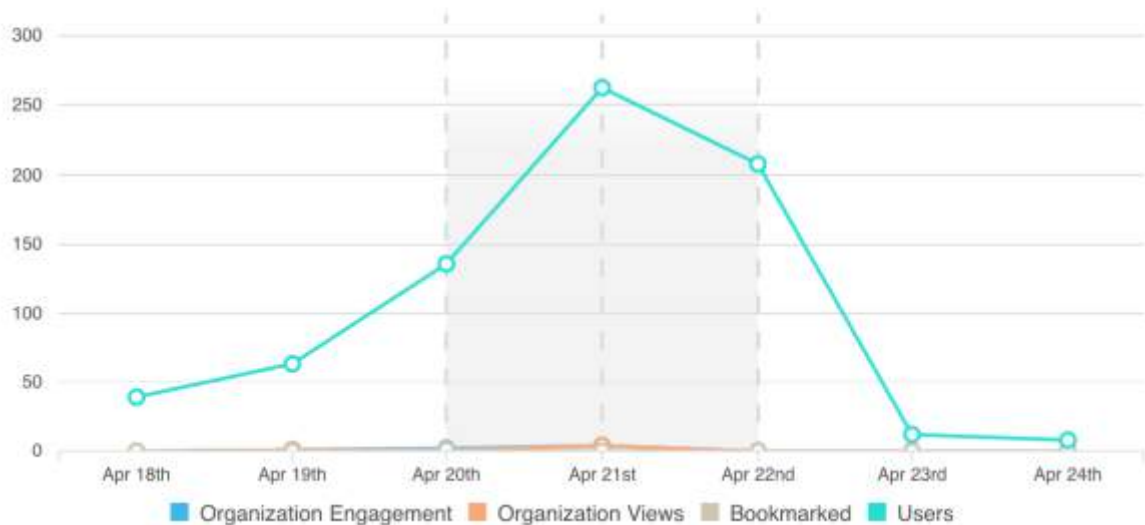
**Users** - The total number of unique app users across iOS, Android, and web.

Top Banner Impressions



Top Banner Taps





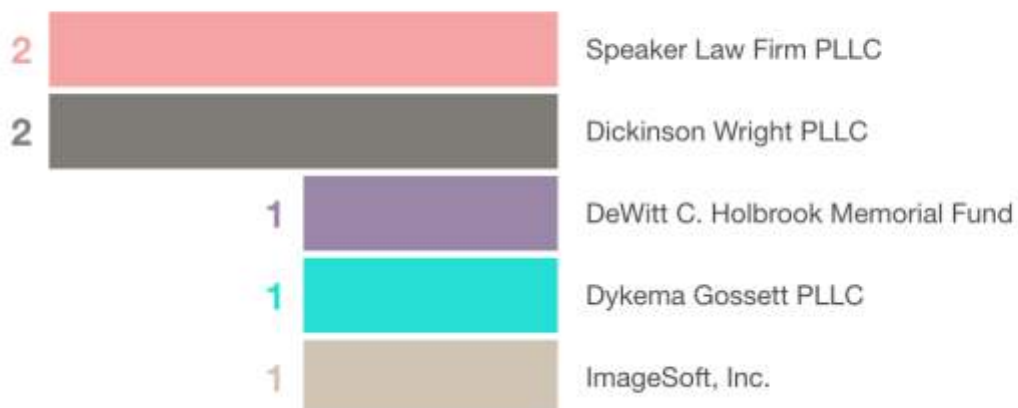
**Organization Engagement** - The total number of interactions with organizations across all users for this event, including organization page views, organization bookmarks, social shares from the organization, and views of any photo or PDF attachments on the organization's page.

**Organization Views** - Total number of Organization page views.

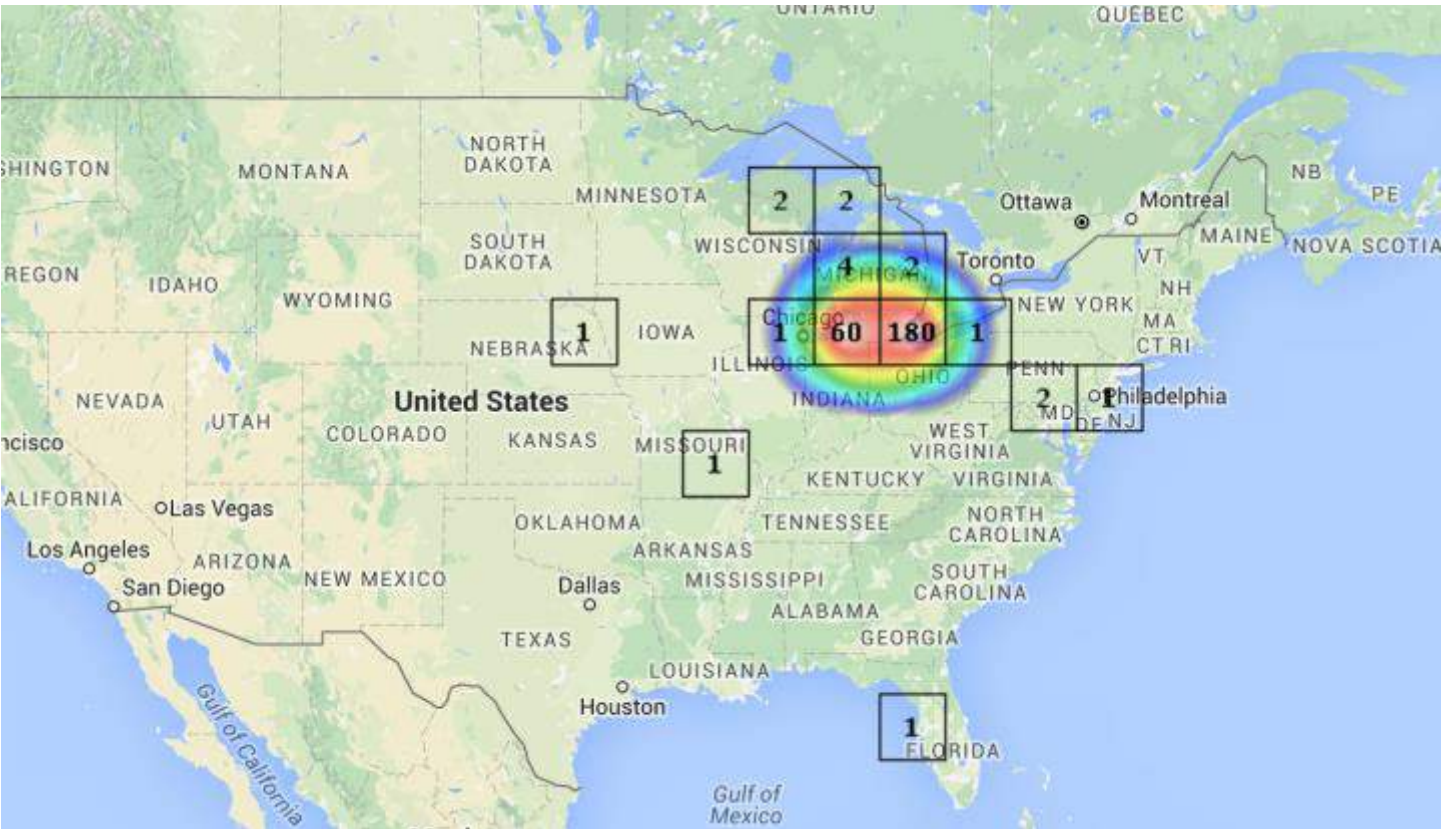
**Bookmarked** - The total number of bookmarks across all organizations.

**Users** - The total number of unique app users across iOS, Android, and web.

## Top Organizations by Engagement



# Geographical Map of Phone Numbers of Attendees

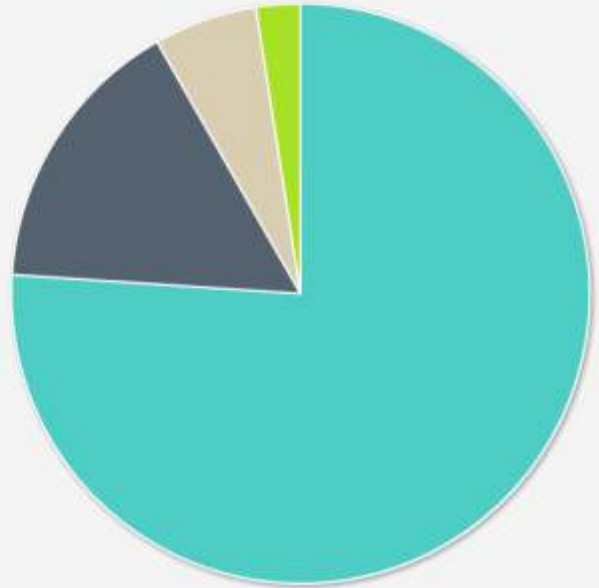




## Do you COMPOSE documents:

View:  

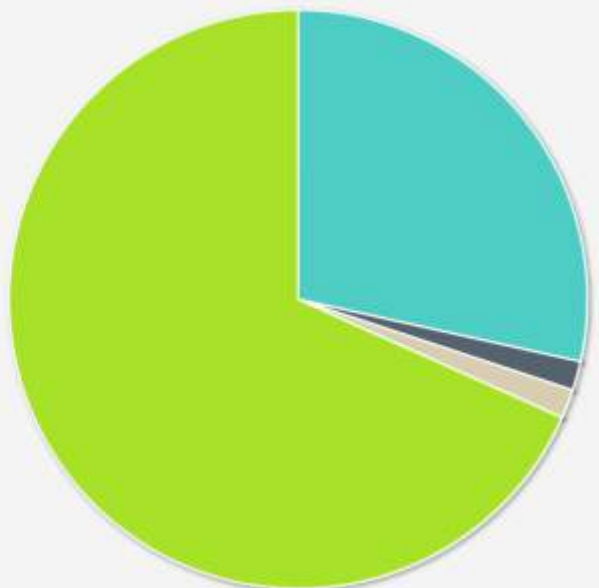
Choices	Results	
Primarily on a desktop device	92	76%
Primarily on a mobile device (laptop or tablet)	19	16%
About equally on desktop and mobile devices	7	6%
Other or neither	3	2%



## Do you have control over your or your firm's choice of:

View:  

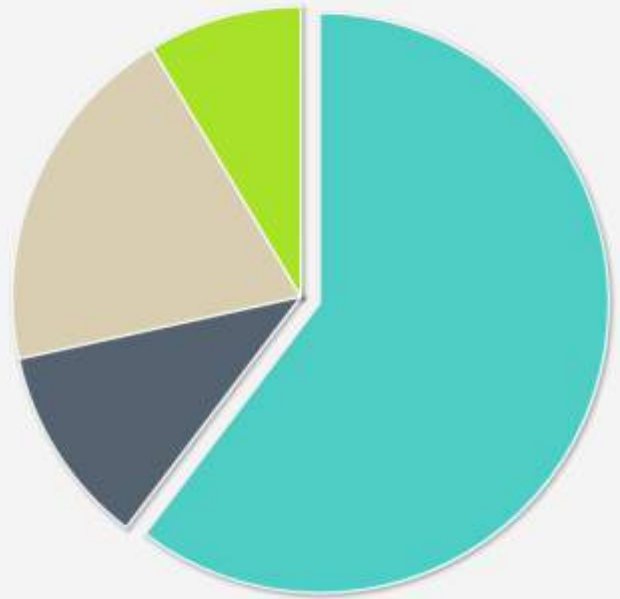
Choices	Results	
Hardware and file storage	35	28%
Hardware only	2	2%
File storage only	2	2%
Neither hardware or file storage	84	68%



## Do you REVIEW documents:

View:  

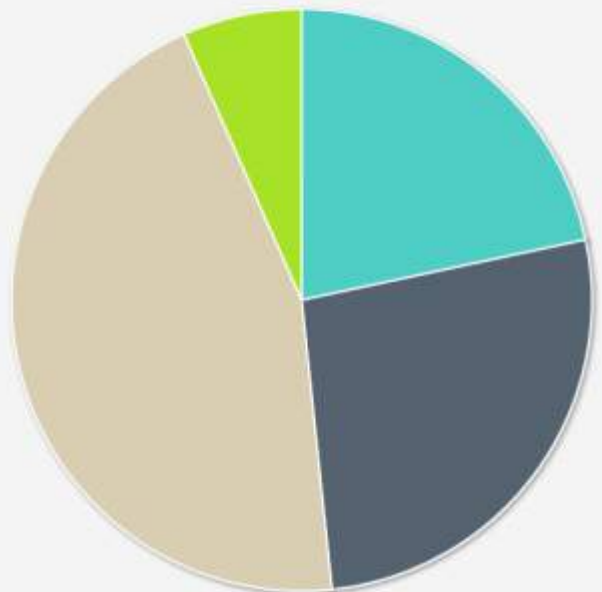
Choices	Results	
Primarily on a desktop device	70	60%
Primarily on a mobile device (laptop or tablet)	13	11%
About equally on desktop and mobile devices	23	20%
Other or neither	10	9%



## What size firm or organization are you affiliated with?

View:  

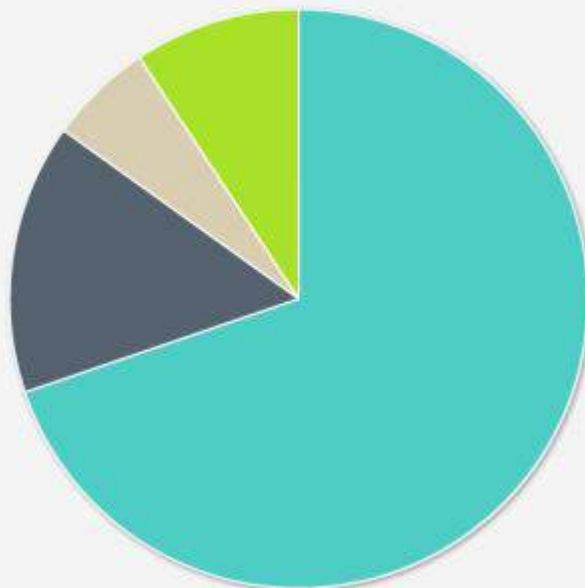
Choices	Results	
Solo practitioner	26	22%
Small (2-10 lawyers) or medium (11-20 lawyers)	32	27%
Large (21-99 lawyers) or very large (100 + lawyers)	54	45%
I am not in practice	8	7%



## Are you a current or former employee of the Court of Appeals and/or the Supreme Court?

View:  

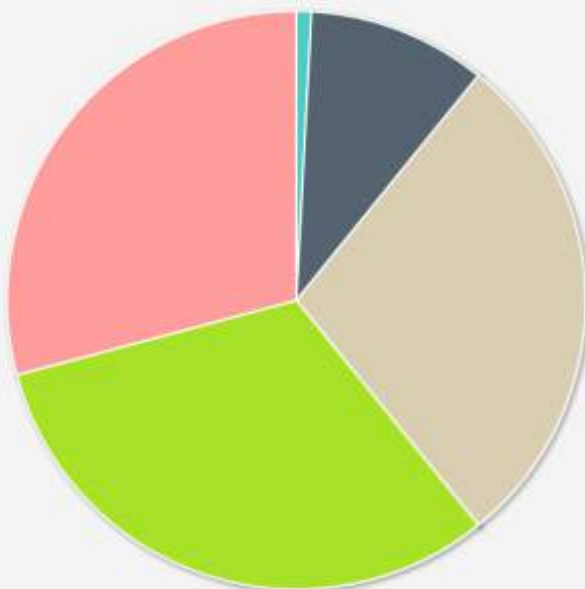
Choices	Results	
I have not worked for either Court	120	70%
I worked for the Court of Appeals only	26	15%
I worked for the Supreme Court only	10	6%
I worked for both the Court of Appeals and the Supreme Court	16	9%



## For those who have personally e-filed using TrueFiling, how easy was it to initiate a new case or file into an existing case?:

View:  

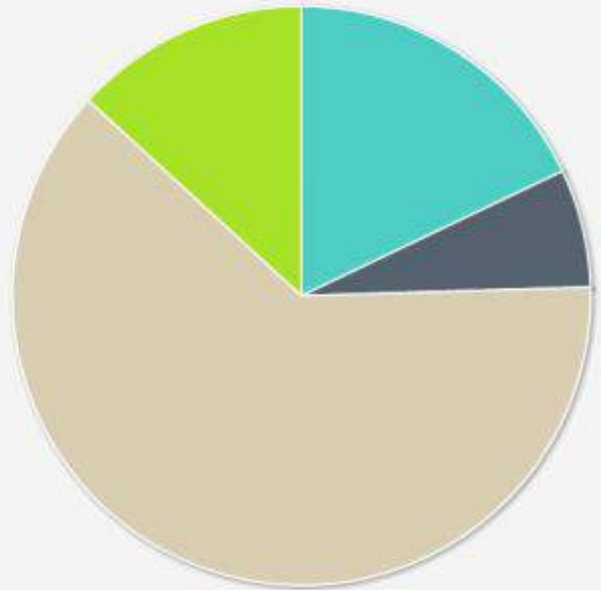
Choices	Results	
Very difficult	1	1%
Somewhat difficult	12	10%
Neutral	34	28%
Somewhat easy	38	32%
Very easy	35	29%



For those who have personally e-filed using TrueFiling, the most difficult thing to do was:

View:  

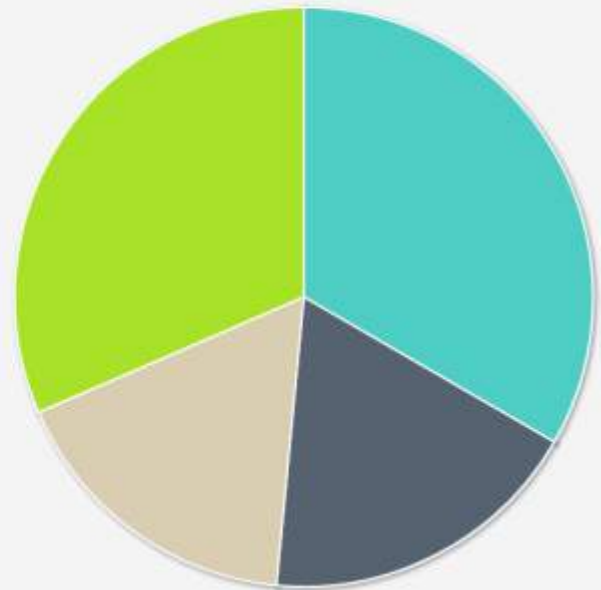
Choices	Results	
Register as a user	19	18%
Identify the proper case or file type	7	7%
Add or verify a service recipient	66	62%
Attach connected documents	14	13%



On average, how many times per year are you actively involved in an appeal in the Court of Appeals?

View:  

Choices	Results	
1-5	55	33%
6-10	30	18%
11-20	28	17%
21 or more	52	32%



On average, how many times per year are you actively involved in an appeal in the Michigan Supreme Court?

View:  

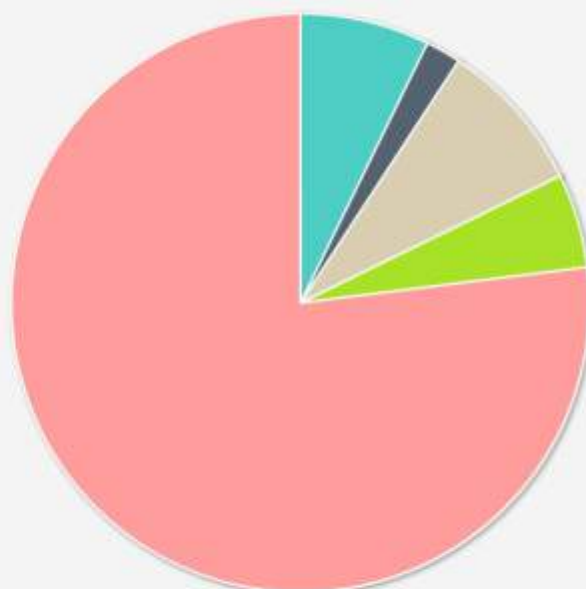
Choices	Results	
1-3	99	64%
4-6	27	18%
7-10	11	7%
11 or more	17	11%



Which of the following best describes your use of the Courts' TrueFiling e-filing system?

View:  

Choices	Results	
I have not used the TrueFiling system yet because I don't have the necessary technology or training.	11	7%
I have not used the TrueFiling system yet because I prefer to file in hard copy.	3	2%
I have used TrueFiling to file into existing cases only.	13	9%
I have used TrueFiling to initiate new cases only.	8	5%
I have used TrueFiling to both initiate cases and file into existing cases.	117	77%

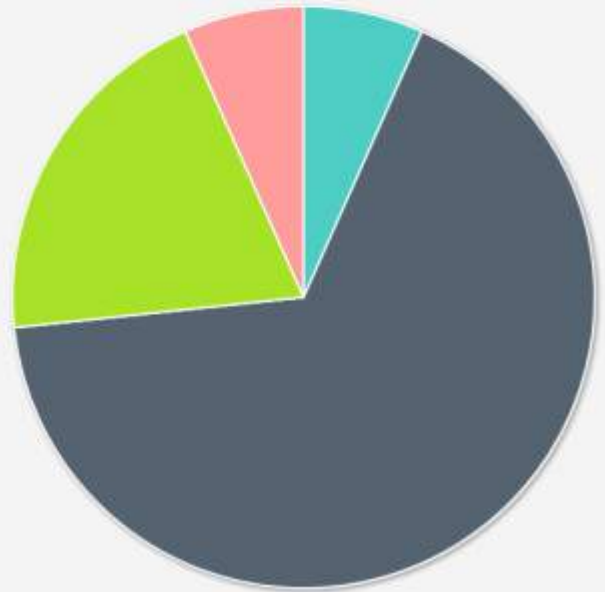




Although unpreserved issues need not be addressed, I will analyze an unpreserved issue raised by a party on appeal when appropriate.

View:  

Choices	Results	
Strongly Agree	1	7%
Agree	10	67%
Neutral	0	0%
Disagree	3	20%
Strongly Disagree	1	7%



Although unpublished and pre-1990 opinions are not precedential, I consider their analysis and outcome when ruling on appeals before the Court.

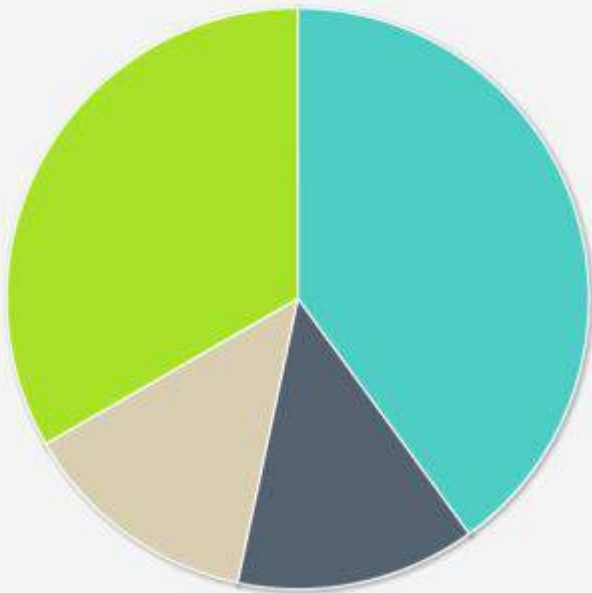
View:  

Choices	Results	
Strongly Agree	3	18%
Agree	11	65%
Neutral	0	0%
Disagree	3	18%
Strongly Disagree	0	0%



It is possible for a judge to separate his or her viewpoint (the cumulative whole of a person’s life experiences, education, interests, psychology) from the decision-making process.

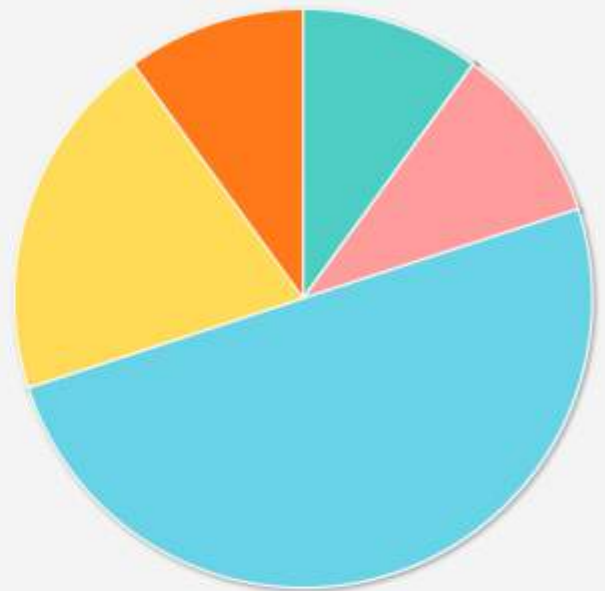
Choices	Results	
Strongly Agree	6	40%
Agree	2	13%
Neutral	2	13%
Disagree	5	33%
Strongly Disagree	0	0%



Which of the following tools for interpreting statutes and constitutional provisions do you believe is the least important?

View:  

Choices	Results	
Plain language	1	10%
Ordinary significance of the language	0	0%
Traditional tools such avoiding superfluous or unexplained language, interpreting the absence of an item as intended if a list contains simi	0	0%
Grammar and punctuation	0	0%
Legislative history	1	10%
Extrinsic evidence as to what legislators or framers meant to accomplish	5	50%
Unpublished appellate interpretation from same or higher court	2	20%
Published appellate interpretation from other jurisdiction	1	10%

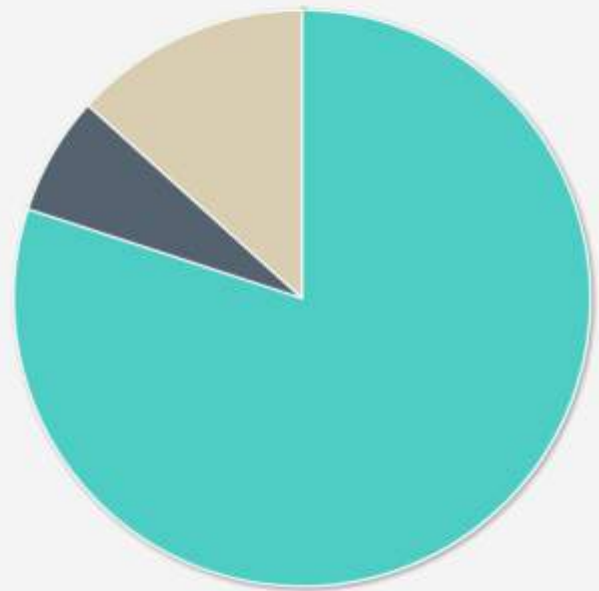




Which of the following tools for interpreting statutes and constitutional provisions do you believe is the most important?

View:  

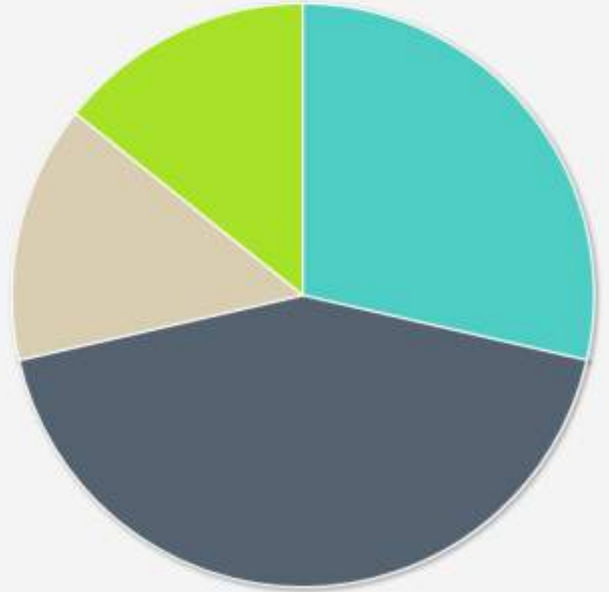
Choices	Results	
Plain language	12	80%
Ordinary significance of the language	1	7%
Traditional tools such avoiding superfluous or unexplained language, interpreting the absence of an item as intended if a list contains simi	2	13%
Grammar and punctuation	0	0%
Legislative history	0	0%
Extrinsic evidence as to what legislators or framers meant to accomplish	0	0%
Unpublished appellate interpretation from same or higher court	0	0%
Published appellate interpretation from other jurisdiction	0	0%



Oral argument is helpful to me, even if it does not ultimately change my decision regarding the outcome of the case.

View:  

Choices	Results	
Strongly Agree	4	29%
Agree	6	43%
Neutral	2	14%
Disagree	2	14%
Strongly Disagree	0	0%



Policy consideration should never factor in to statutory or constitutional interpretation.

View:  

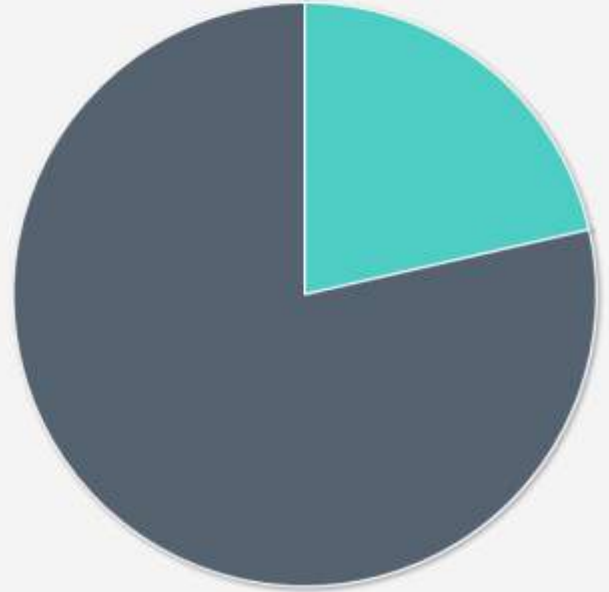
Choices	Results	
Strongly Agree	6	38%
Agree	1	6%
Neutral	3	19%
Disagree	5	31%
Strongly Disagree	1	6%



The time allotted for oral argument has decreased in some courts and other courts have restricted the number of cases in which it is allowed. This Court allots 30 minutes per side for arguments. Should this time be reduced?

View:  

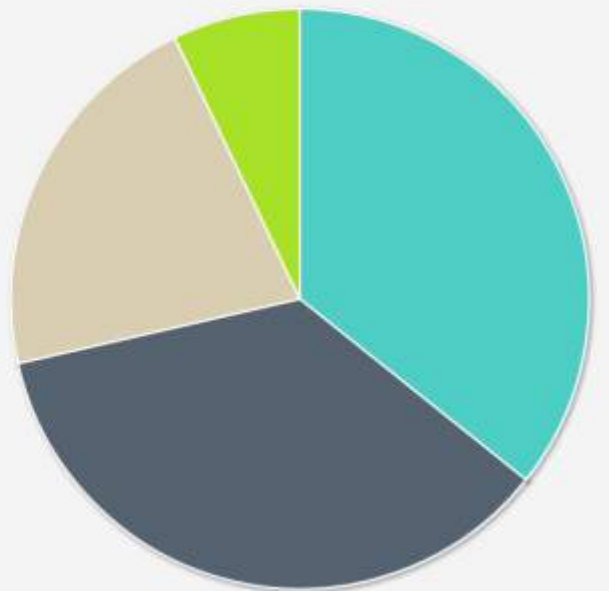
Choices	Results	
Yes	3	21%
No	11	79%



The purpose of error correction is to ensure uniform application of the law and it is therefore an important tool in shaping the law.

View:  

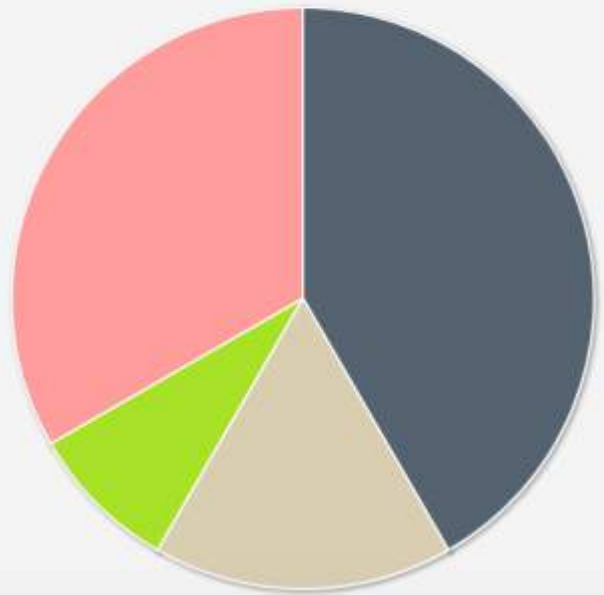
Choices	Results	
Strongly Agree	5	36%
Agree	5	36%
Neutral	3	21%
Disagree	1	7%



When shaping the law, I consider the expectations of the parties and non-parties who may have relied on previously espoused (but nonbinding) precedent.

View:  

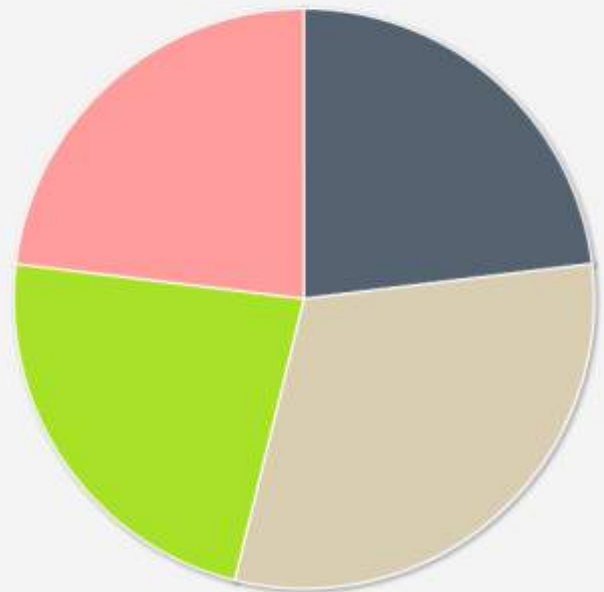
Choices	Results	
Strongly Agree	0	0%
Agree	5	42%
Neutral	2	17%
Disagree	1	8%
Strongly Disagree	4	33%



When the parties have missed a dispositive issue, I will re-frame the issue to reflect the dispositive aspect, then address the re-framed issue.

View:  

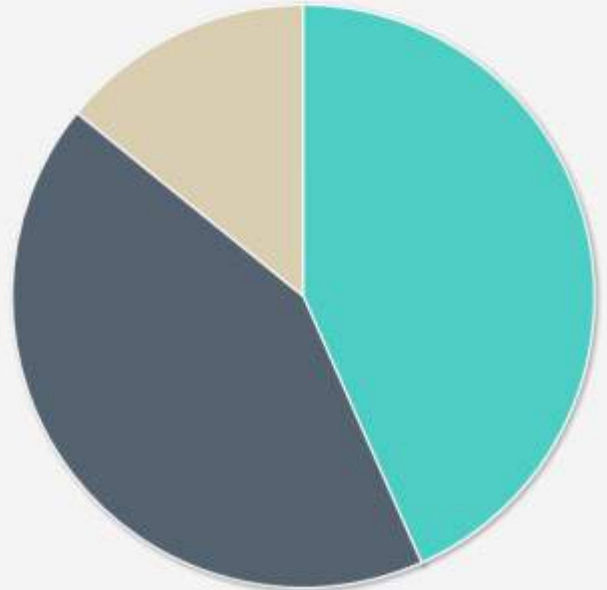
Choices	Results	
Strongly Agree	0	0%
Agree	3	23%
Neutral	4	31%
Disagree	3	23%
Strongly Disagree	3	23%



Before or after you filed or e-filed an application for leave to appeal at the COA, have you spoken on the phone to a district commissioner regarding the filing?

View:  

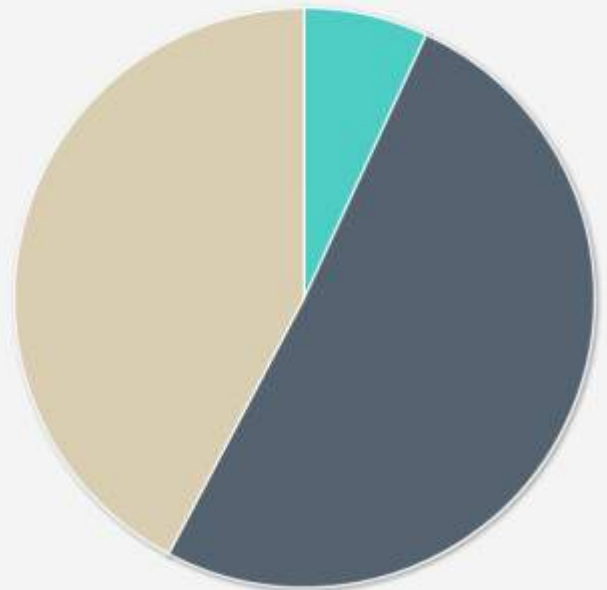
Choices	Results	
Yes.	52	43%
No.	51	43%
I have never filed an application for leave at the COA.	17	14%



Have you noticed any differences in the way different commissioner offices at the COA process applications?

View:  

Choices	Results	
Yes.	8	7%
No.	59	51%
I haven't filed often enough to notice if there is a difference.	49	42%

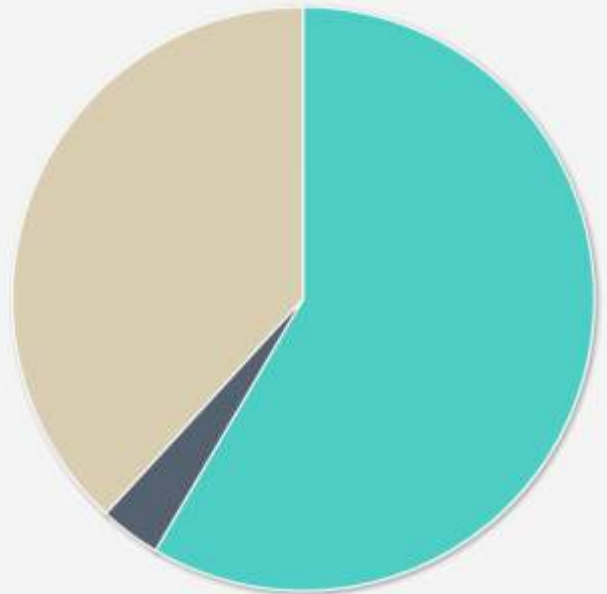




Have you received timely decisions on emergency applications.

View:  

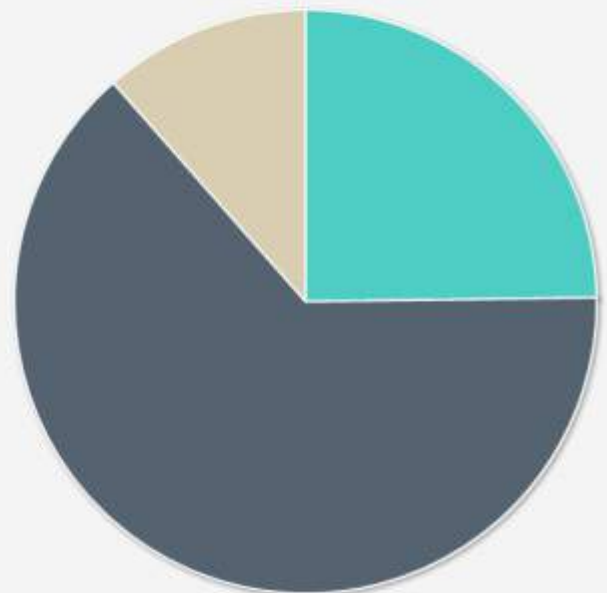
Choices	Results	
Yes.	69	58%
No.	4	3%
I have never filed an emergency application.	45	38%



What is a reasonable time for having an application heard in the MCOA?

View:  

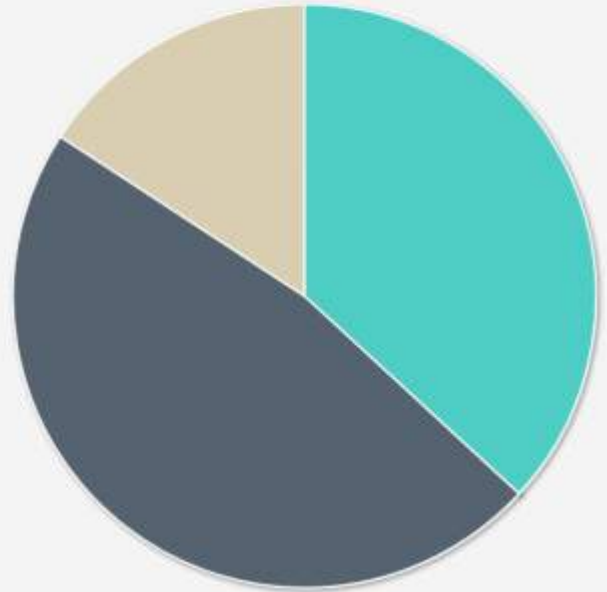
Choices	Results	
Less than 3 months.	28	25%
3 to 6 months.	72	64%
6 months or more.	13	12%



What is a reasonable time for having an application heard in the MSC?

View:  

Choices	Results	
3 to 6 months.	42	37%
6 to 9 months.	54	47%
10 to 12 months.	18	16%



What is a reasonable time to be allowed for filing an answer to an emergency application?

View:  

Choices	Results	
Less than 7 days.	36	31%
7 days.	61	53%
14 days.	18	16%

