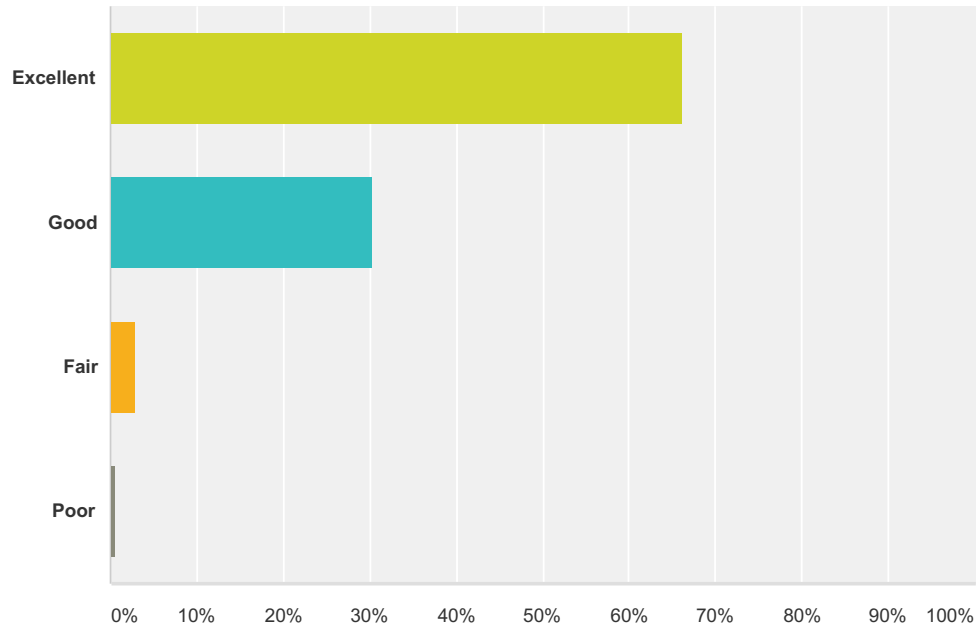


**Q1 Please rate your overall satisfaction with how the 2016 Conference met your educational or networking objectives:**

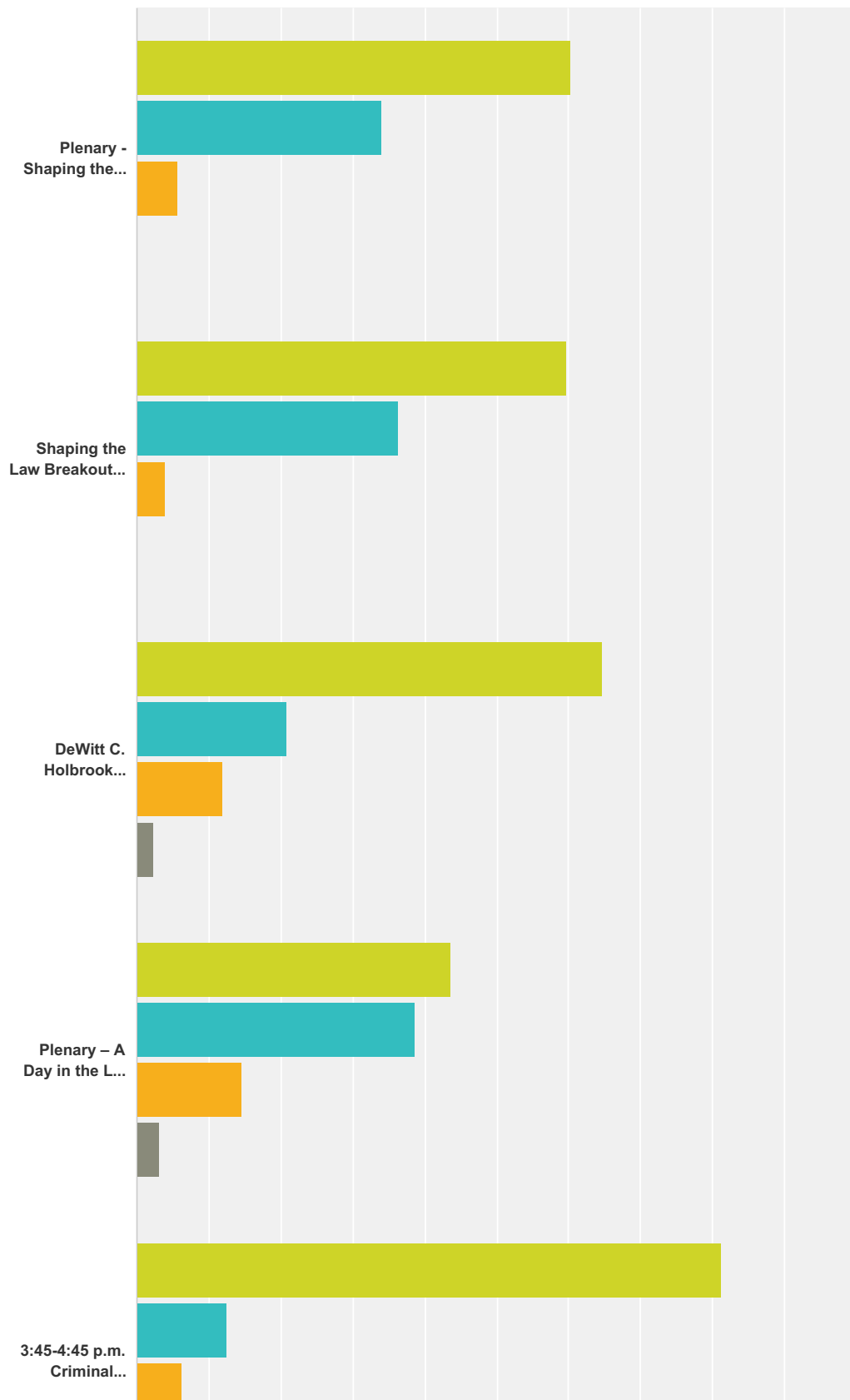
Answered: 139 Skipped: 2



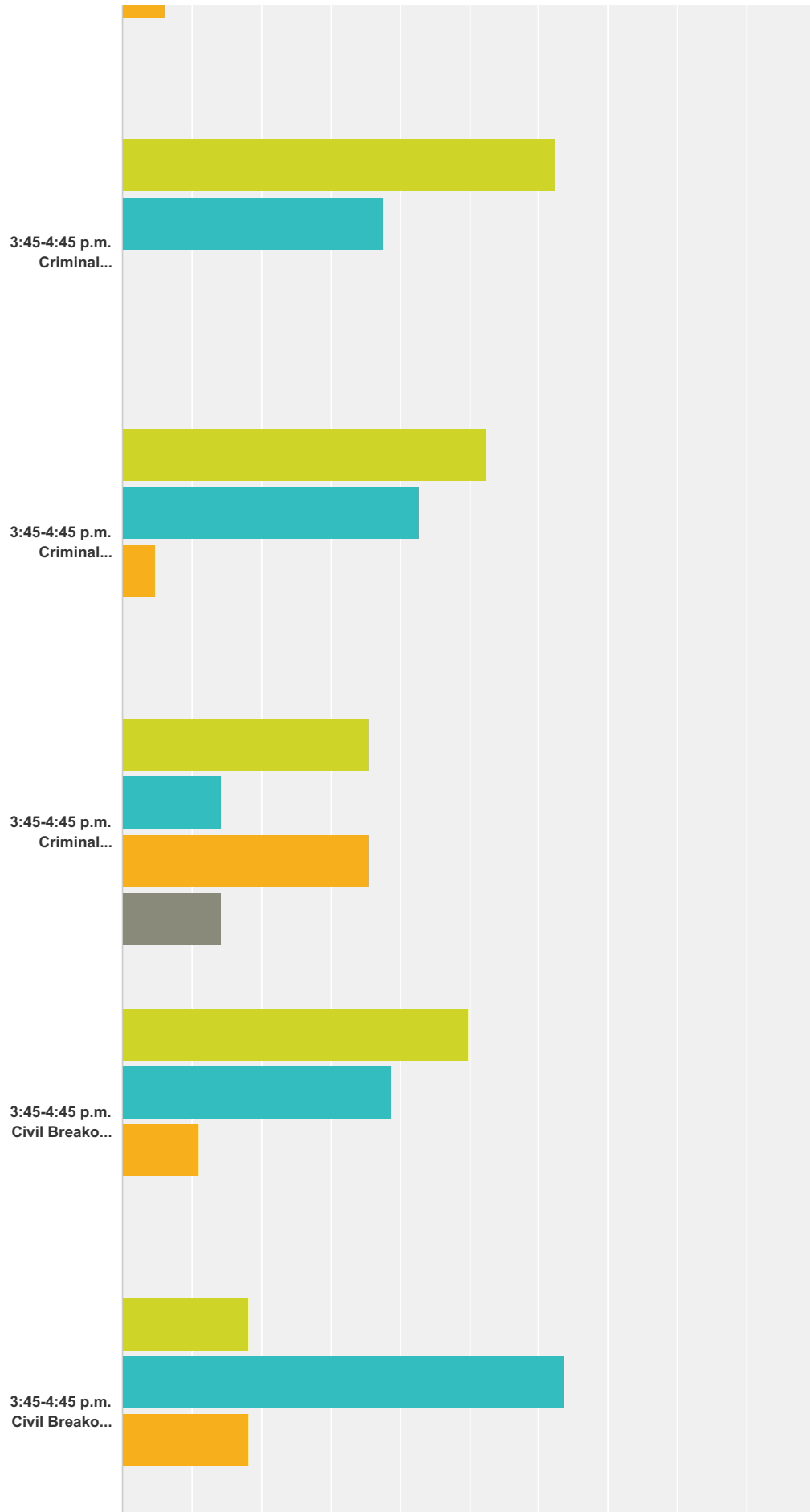
Answer Choices	Responses	
Excellent	66.19%	92
Good	30.22%	42
Fair	2.88%	4
Poor	0.72%	1
<b>Total</b>		<b>139</b>

**Q2 Please rate the value to you of each of the following that you attended:**

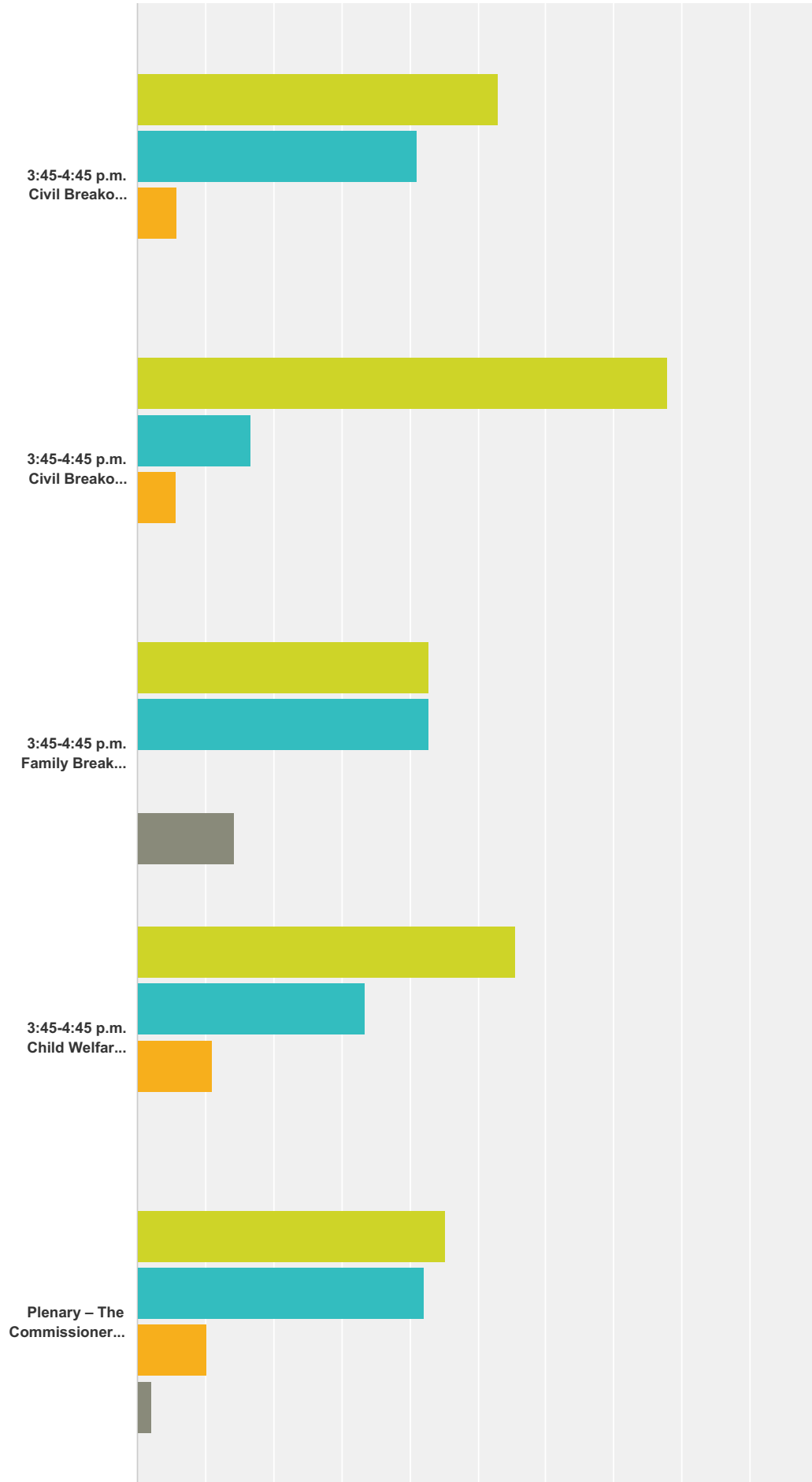
Answered: 139 Skipped: 2



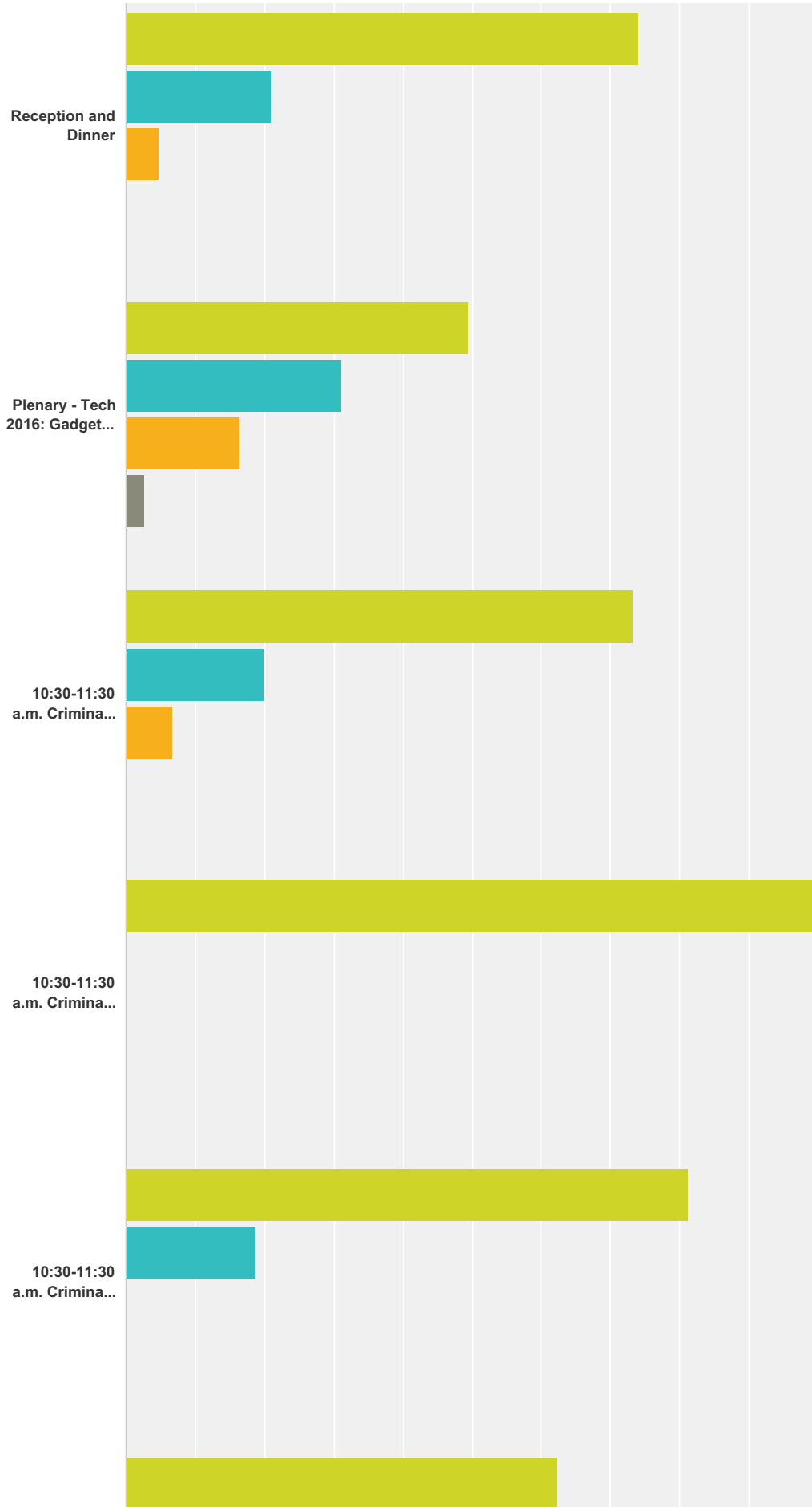
# 2016 Michigan Appellate Bench Bar Conference Evaluation



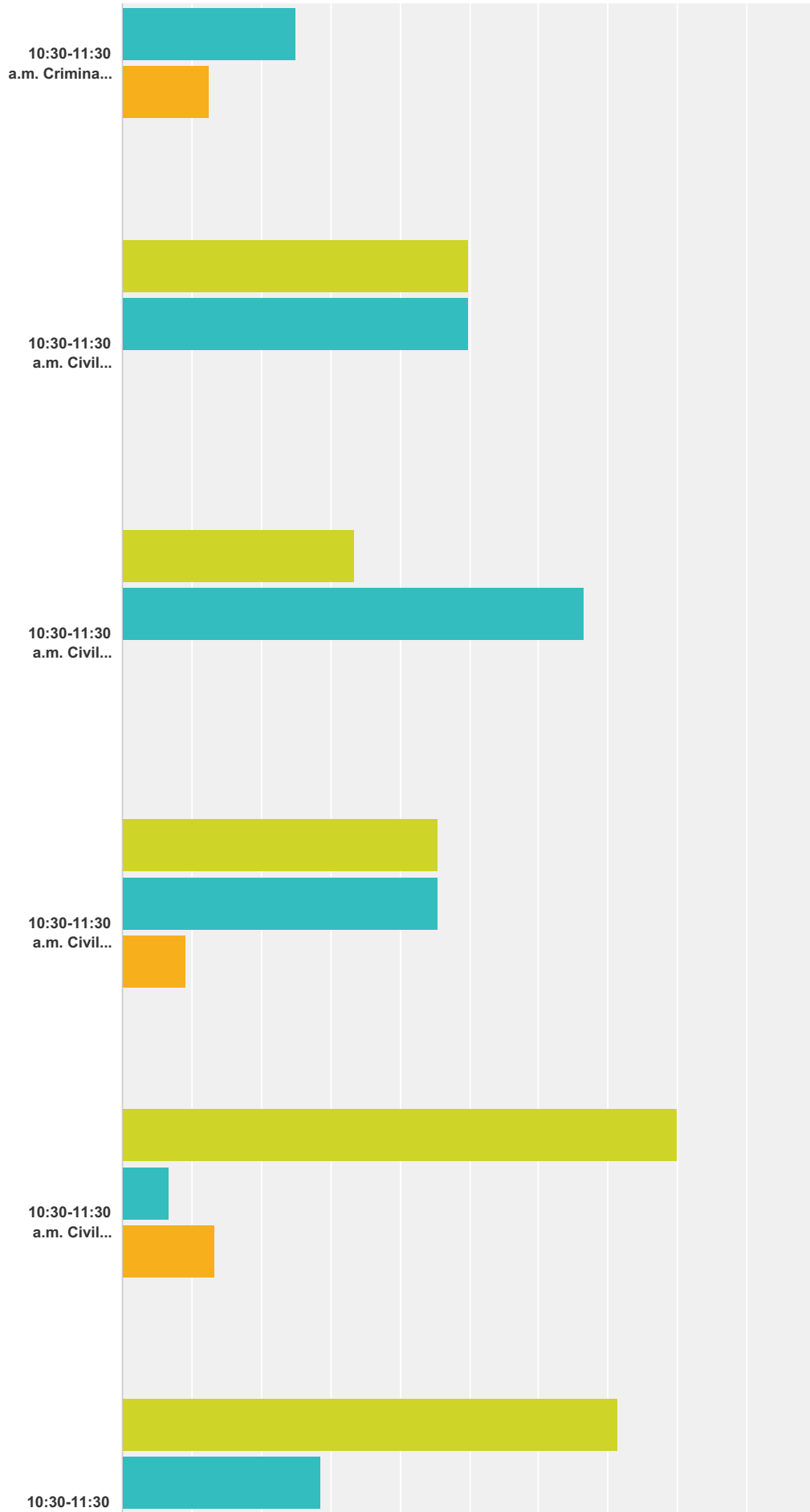
# 2016 Michigan Appellate Bench Bar Conference Evaluation



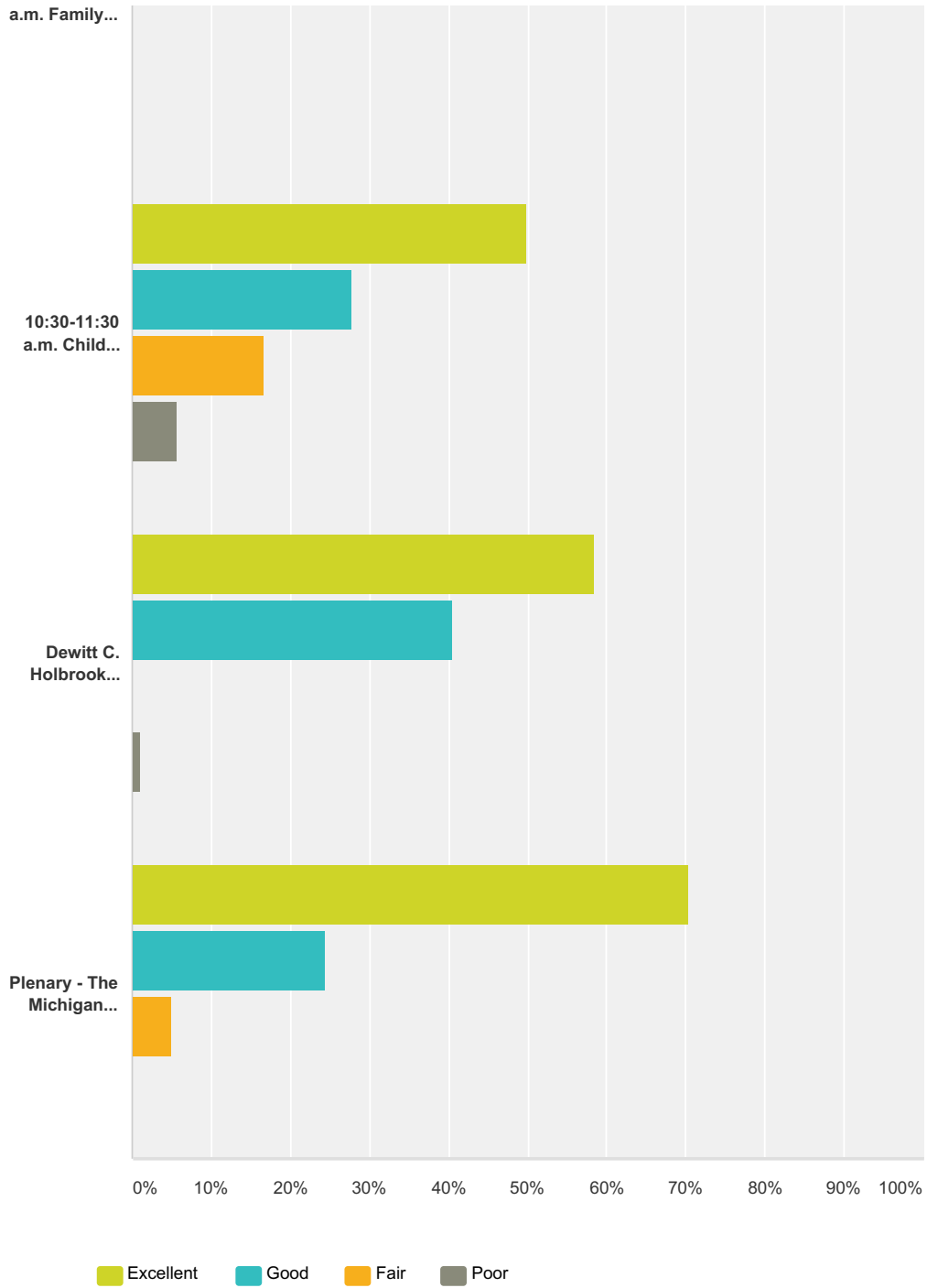
# 2016 Michigan Appellate Bench Bar Conference Evaluation



# 2016 Michigan Appellate Bench Bar Conference Evaluation



## 2016 Michigan Appellate Bench Bar Conference Evaluation



	Excellent	Good	Fair	Poor	Total
Plenary - Shaping the Law: Tools of Advocacy and Decision Making	60.32% 76	34.13% 43	5.56% 7	0.00% 0	126
Shaping the Law Breakout Sessions	59.68% 74	36.29% 45	4.03% 5	0.00% 0	124
DeWitt C. Holbrook Memorial Fund Luncheon	64.80% 81	20.80% 26	12.00% 15	2.40% 3	125
Plenary – A Day in the Life of the Clerk’s Office	43.55% 54	38.71% 48	14.52% 18	3.23% 4	124

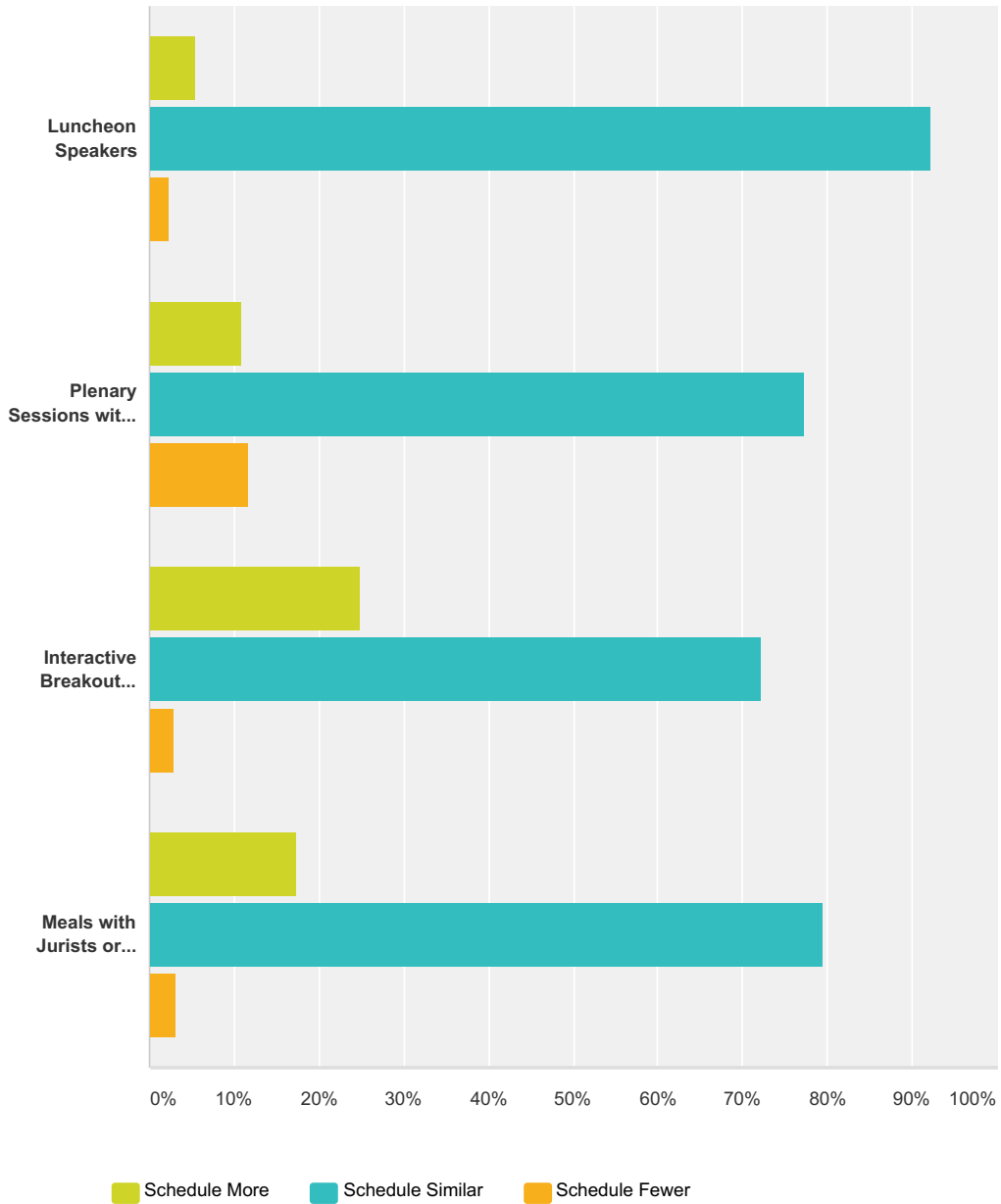
## 2016 Michigan Appellate Bench Bar Conference Evaluation

3:45-4:45 p.m. Criminal Breakout Session - Unlocking Lockridge: The Key to Fact-Finding at Sentencing	<b>81.25%</b> 13	<b>12.50%</b> 2	<b>6.25%</b> 1	<b>0.00%</b> 0	16
3:45-4:45 p.m. Criminal Breakout Session - Mitigation and Litigation in Juvenile Lifer Resentencing Hearings	<b>62.50%</b> 5	<b>37.50%</b> 3	<b>0.00%</b> 0	<b>0.00%</b> 0	8
3:45-4:45 p.m. Criminal Breakout Session - The Challenge of Ineffective Assistance of Counsel Claims on Appeal	<b>52.38%</b> 11	<b>42.86%</b> 9	<b>4.76%</b> 1	<b>0.00%</b> 0	21
3:45-4:45 p.m. Criminal Breakout Session - The Importance of Staying in Motion: Effective Motion Practice in the Court of Appeals	<b>35.71%</b> 5	<b>14.29%</b> 2	<b>35.71%</b> 5	<b>14.29%</b> 2	14
3:45-4:45 p.m. Civil Breakout Session - Technology and Appellate Advocacy	<b>50.00%</b> 9	<b>38.89%</b> 7	<b>11.11%</b> 2	<b>0.00%</b> 0	18
3:45-4:45 p.m. Civil Breakout Session - Civil Appeals: The Basics and Beyond	<b>18.18%</b> 2	<b>63.64%</b> 7	<b>18.18%</b> 2	<b>0.00%</b> 0	11
3:45-4:45 p.m. Civil Breakout Session - Interlocutory and Emergency Appeals	<b>52.94%</b> 9	<b>41.18%</b> 7	<b>5.88%</b> 1	<b>0.00%</b> 0	17
3:45-4:45 p.m. Civil Breakout Session - Writing to Win – From Basics to Brilliance	<b>77.78%</b> 14	<b>16.67%</b> 3	<b>5.56%</b> 1	<b>0.00%</b> 0	18
3:45-4:45 p.m. Family Breakout Session - Domestic Relations Appeals: The Domestic Relations track will focus on recurring jurisdictional issues.	<b>42.86%</b> 3	<b>42.86%</b> 3	<b>0.00%</b> 0	<b>14.29%</b> 1	7
3:45-4:45 p.m. Child Welfare Breakout Session - Child Welfare Appeals 101: The Procedure.	<b>55.56%</b> 10	<b>33.33%</b> 6	<b>11.11%</b> 2	<b>0.00%</b> 0	18
Plenary – The Commissioner's Office: Behind the Scenes	<b>45.36%</b> 44	<b>42.27%</b> 41	<b>10.31%</b> 10	<b>2.06%</b> 2	97
Reception and Dinner	<b>74.12%</b> 63	<b>21.18%</b> 18	<b>4.71%</b> 4	<b>0.00%</b> 0	85
Plenary - Tech 2016: Gadgets, Widgets and Apps for Appellate Practice	<b>49.54%</b> 54	<b>31.19%</b> 34	<b>16.51%</b> 18	<b>2.75%</b> 3	109
10:30-11:30 a.m. Criminal Breakout Session - Unlocking Lockridge: The Key to Fact-Finding at Sentencing	<b>73.33%</b> 11	<b>20.00%</b> 3	<b>6.67%</b> 1	<b>0.00%</b> 0	15
10:30-11:30 a.m. Criminal Breakout Session - Mitigation and Litigation in Juvenile Lifer Resentencing Hearings	<b>100.00%</b> 9	<b>0.00%</b> 0	<b>0.00%</b> 0	<b>0.00%</b> 0	9
10:30-11:30 a.m. Criminal Breakout Session - The Challenge of Ineffective Assistance of Counsel Claims on Appeal	<b>81.25%</b> 13	<b>18.75%</b> 3	<b>0.00%</b> 0	<b>0.00%</b> 0	16
10:30-11:30 a.m. Criminal Breakout Session - The Importance of Staying in Motion: Effective Motion Practice in the Court of Appeals	<b>62.50%</b> 5	<b>25.00%</b> 2	<b>12.50%</b> 1	<b>0.00%</b> 0	8
10:30-11:30 a.m. Civil Breakout Session - Writing to Win – From Basics to Brilliance	<b>50.00%</b> 7	<b>50.00%</b> 7	<b>0.00%</b> 0	<b>0.00%</b> 0	14
10:30-11:30 a.m. Civil Breakout Session - Civil Appeals: The Basics and Beyond	<b>33.33%</b> 2	<b>66.67%</b> 4	<b>0.00%</b> 0	<b>0.00%</b> 0	6
10:30-11:30 a.m. Civil Breakout Session - Effective Oral Advocacy: From Preparation to Presentation	<b>45.45%</b> 5	<b>45.45%</b> 5	<b>9.09%</b> 1	<b>0.00%</b> 0	11
10:30-11:30 a.m. Civil Breakout Session - What You Can Do To Make Your Michigan Supreme Court Application More Appealing.	<b>80.00%</b> 12	<b>6.67%</b> 1	<b>13.33%</b> 2	<b>0.00%</b> 0	15
10:30-11:30 a.m. Family Breakout Session - Domestic Relations Appeals: The Domestic Relations track will focus on recurring jurisdictional issues.	<b>71.43%</b> 5	<b>28.57%</b> 2	<b>0.00%</b> 0	<b>0.00%</b> 0	7
10:30-11:30 a.m. Child Welfare Breakout Session - Child Welfare Appeals 101: The Substance	<b>50.00%</b> 9	<b>27.78%</b> 5	<b>16.67%</b> 3	<b>5.56%</b> 1	18
Dewitt C. Holbrook Memorial Fund Luncheon	<b>58.43%</b> 52	<b>40.45%</b> 36	<b>0.00%</b> 0	<b>1.12%</b> 1	89
Plenary - The Michigan Supreme Court's view on Judging and Advocacy	<b>70.41%</b> 69	<b>24.49%</b> 24	<b>5.10%</b> 5	<b>0.00%</b> 0	98



### Q3 Should the next Conference include more, a similar number, or fewer of the following types of sessions?

Answered: 134 Skipped: 7



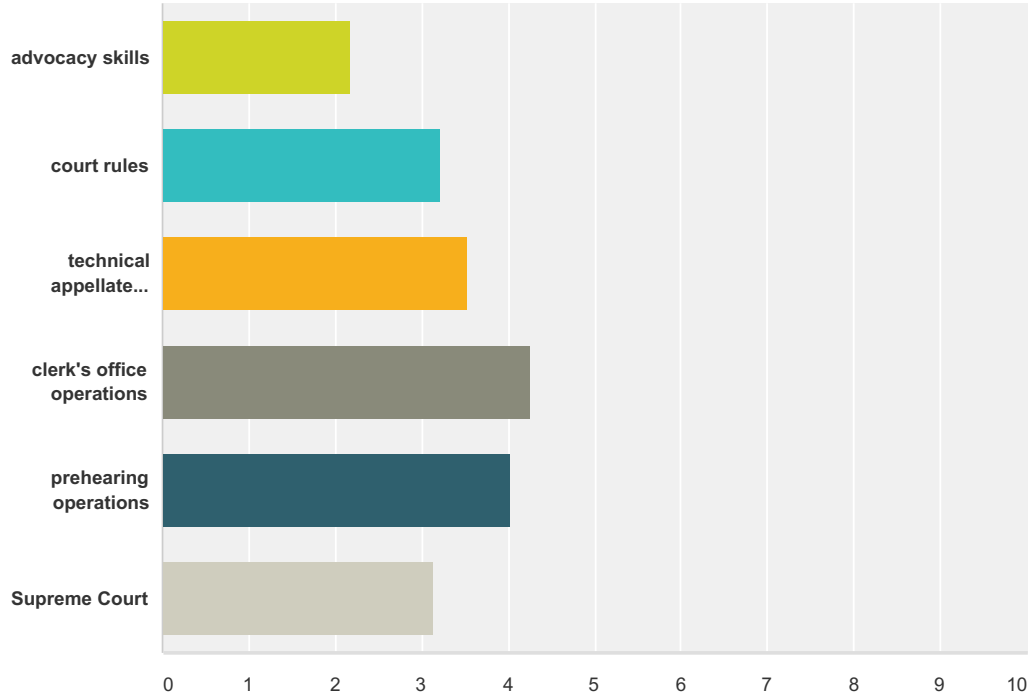
	Schedule More	Schedule Similar	Schedule Fewer	Total
Luncheon Speakers	5.43% 7	92.25% 119	2.33% 3	129
Plenary Sessions with Panel Presentations	10.94% 14	77.34% 99	11.72% 15	128
Interactive Breakout Sessions	24.81% 33	72.18% 96	3.01% 4	133

## 2016 Michigan Appellate Bench Bar Conference Evaluation

Meals with Jurists or Court Staff	17.42% 23	79.55% 105	3.03% 4	132
-----------------------------------	--------------	---------------	------------	-----

**Q4 These are Some Topics That We Have Considered, Please indicate your order of preference for the following topics:**

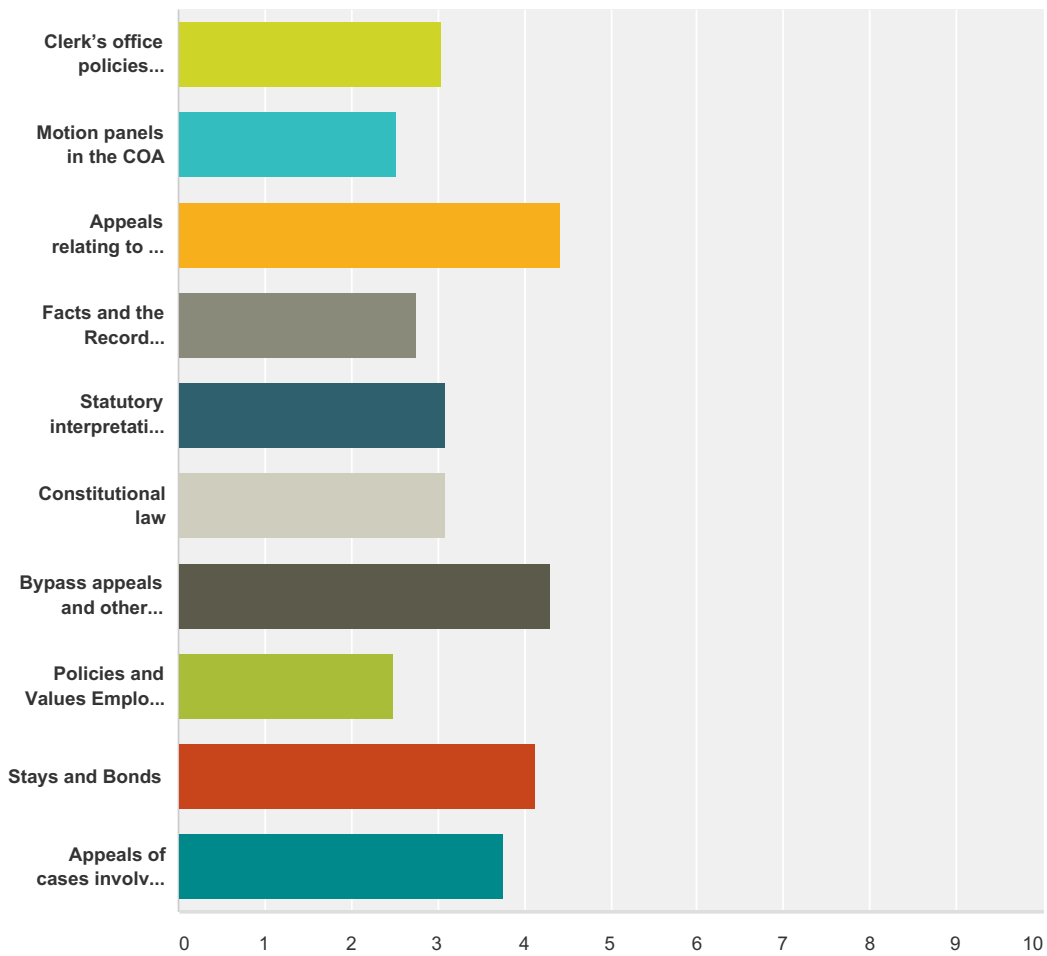
Answered: 133 Skipped: 8



	1 Most Preferred	2	3	4	5	6	7	8	9	10 Least Preferred	Total	Weighted Average
advocacy skills	46.51% 60	20.93% 27	17.83% 23	7.75% 10	3.10% 4	2.33% 3	0.00% 0	0.00% 0	0.78% 1	0.78% 1	129	2.17
court rules	21.97% 29	22.73% 30	16.67% 22	16.67% 22	11.36% 15	3.03% 4	3.03% 4	2.27% 3	0.00% 0	2.27% 3	132	3.21
technical appellate doctrines	21.37% 28	11.45% 15	25.19% 33	14.50% 19	10.69% 14	7.63% 10	2.29% 3	4.58% 6	0.76% 1	1.53% 2	131	3.52
clerk's office operations	8.73% 11	15.08% 19	19.84% 25	13.49% 17	19.84% 25	8.73% 11	3.17% 4	4.76% 6	2.38% 3	3.97% 5	126	4.25
prehearing operations	11.45% 15	16.03% 21	17.56% 23	14.50% 19	16.03% 21	15.27% 20	2.29% 3	3.82% 5	0.76% 1	2.29% 3	131	4.02
Supreme Court	21.88% 28	24.22% 31	18.75% 24	13.28% 17	12.50% 16	3.91% 5	0.78% 1	0.78% 1	2.34% 3	1.56% 2	128	3.14

**Q5 Please indicate your interests in the following topics:**

Answered: 131 Skipped: 10



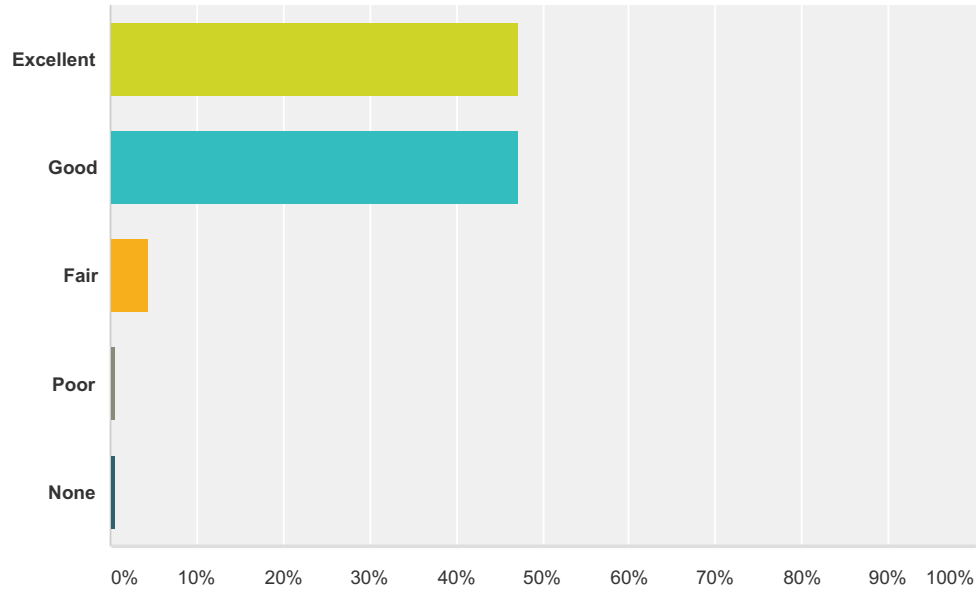
	1 Very Interested	2	3	4	5	6	7	8	9	10 Uninterested	Total	Weighted Average
Clerk's office policies regarding extensions, defects, and other matters	35.94% 46	15.63% 20	17.19% 22	8.59% 11	9.38% 12	2.34% 3	3.91% 5	3.13% 4	0.00% 0	3.91% 5	128	3.05
Motion panels in the COA	36.72% 47	21.09% 27	17.97% 23	10.94% 14	8.59% 11	2.34% 3	0.78% 1	0.78% 1	0.00% 0	0.78% 1	128	2.53
Appeals relating to the grant or denial of injunctive relief	18.40% 23	16.00% 20	11.20% 14	9.60% 12	15.20% 19	2.40% 3	9.60% 12	5.60% 7	2.40% 3	9.60% 12	125	4.42

2016 Michigan Appellate Bench Bar Conference Evaluation

Facts and the Record including when appellate courts have the record, how to handle exhibits, advocacy focused on the application of settled principles of law to facts	<b>34.65%</b> 44	<b>21.26%</b> 27	<b>17.32%</b> 22	<b>11.02%</b> 14	<b>7.87%</b> 10	<b>1.57%</b> 2	<b>0.79%</b> 1	<b>3.15%</b> 4	<b>0.79%</b> 1	<b>1.57%</b> 2	127	2.76
Statutory interpretation including issues around the text, statutory history, canons of interpretation	<b>25.98%</b> 33	<b>19.69%</b> 25	<b>21.26%</b> 27	<b>11.81%</b> 15	<b>10.24%</b> 13	<b>3.94%</b> 5	<b>1.57%</b> 2	<b>3.15%</b> 4	<b>0.79%</b> 1	<b>1.57%</b> 2	127	3.10
Constitutional law	<b>23.62%</b> 30	<b>21.26%</b> 27	<b>19.69%</b> 25	<b>11.02%</b> 14	<b>15.75%</b> 20	<b>3.94%</b> 5	<b>0.79%</b> 1	<b>3.15%</b> 4	<b>0.00%</b> 0	<b>0.79%</b> 1	127	3.10
Bypass appeals and other oddball circumstances	<b>14.40%</b> 18	<b>16.80%</b> 21	<b>17.60%</b> 22	<b>11.20%</b> 14	<b>12.00%</b> 15	<b>5.60%</b> 7	<b>4.00%</b> 5	<b>10.40%</b> 13	<b>0.80%</b> 1	<b>7.20%</b> 9	125	4.30
Policies and Values Employed by Appellate Decision Makers – What are they? How do you find them? What are the limits of use of arguments based on them?	<b>36.59%</b> 45	<b>21.14%</b> 26	<b>17.89%</b> 22	<b>13.01%</b> 16	<b>8.94%</b> 11	<b>0.81%</b> 1	<b>0.00%</b> 0	<b>0.81%</b> 1	<b>0.00%</b> 0	<b>0.81%</b> 1	123	2.49
Stays and Bonds	<b>15.08%</b> 19	<b>13.49%</b> 17	<b>19.05%</b> 24	<b>14.29%</b> 18	<b>15.08%</b> 19	<b>4.76%</b> 6	<b>3.97%</b> 5	<b>7.94%</b> 10	<b>2.38%</b> 3	<b>3.97%</b> 5	126	4.13
Appeals of cases involving common law	<b>18.55%</b> 23	<b>20.16%</b> 25	<b>19.35%</b> 24	<b>8.06%</b> 10	<b>14.52%</b> 18	<b>4.84%</b> 6	<b>1.61%</b> 2	<b>6.45%</b> 8	<b>2.42%</b> 3	<b>4.03%</b> 5	124	3.76

**Q6 Please evaluate the conference materials that were distributed to all attendees: Substantive value of subject materials.**

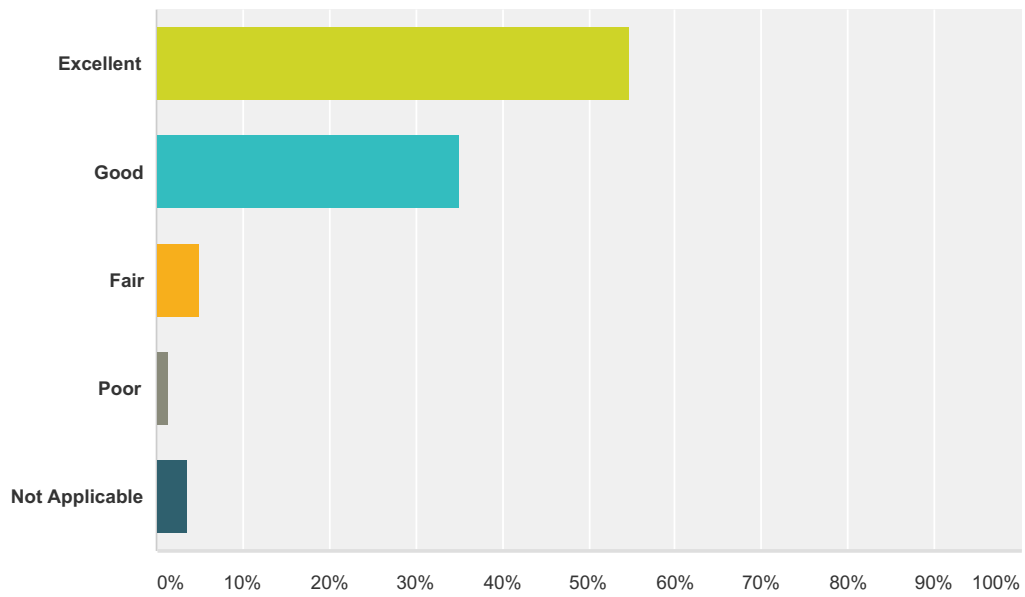
Answered: 138 Skipped: 3



Answer Choices	Responses
Excellent	47.10% 65
Good	47.10% 65
Fair	4.35% 6
Poor	0.72% 1
None	0.72% 1
<b>Total</b>	<b>138</b>

### Q7 How was your experience with the conference mobile app?

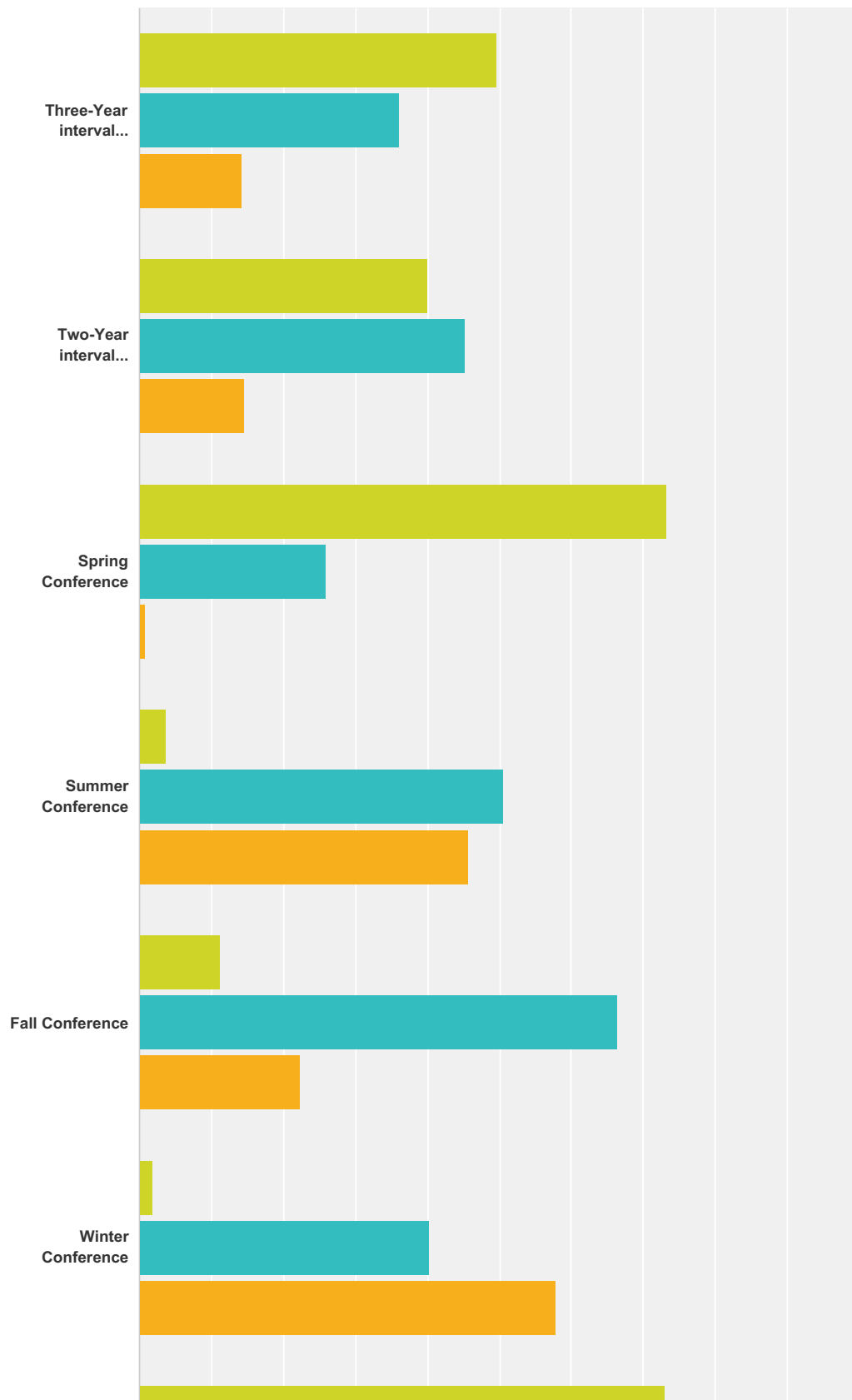
Answered: 137 Skipped: 4



Answer Choices	Responses
Excellent	54.74% 75
Good	35.04% 48
Fair	5.11% 7
Poor	1.46% 2
Not Applicable	3.65% 5
<b>Total</b>	<b>137</b>

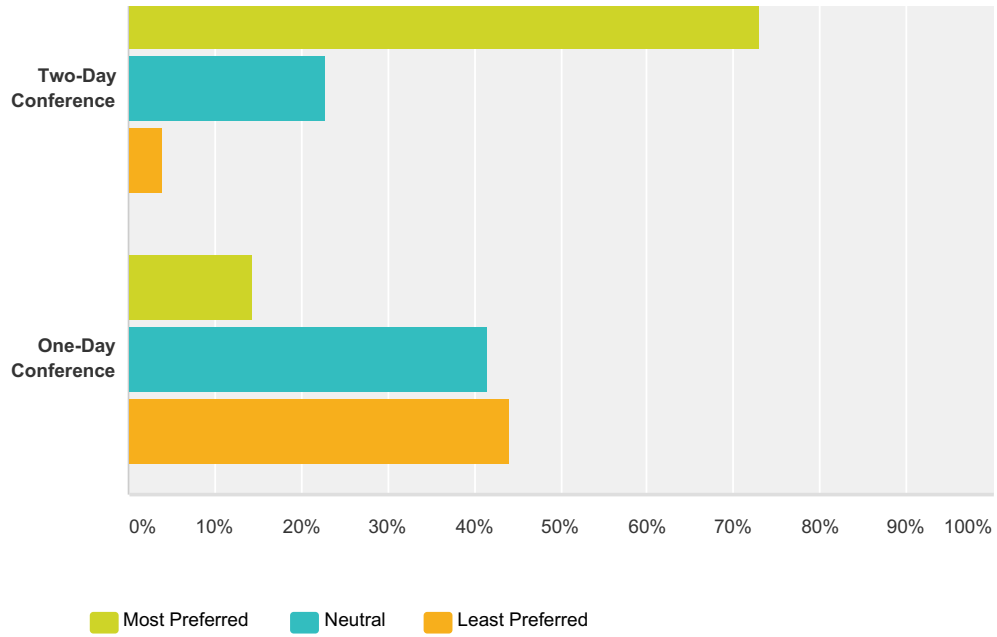
**Q8 Please indicate your preference on the following issues of conference scheduling:**

Answered: 137 Skipped: 4





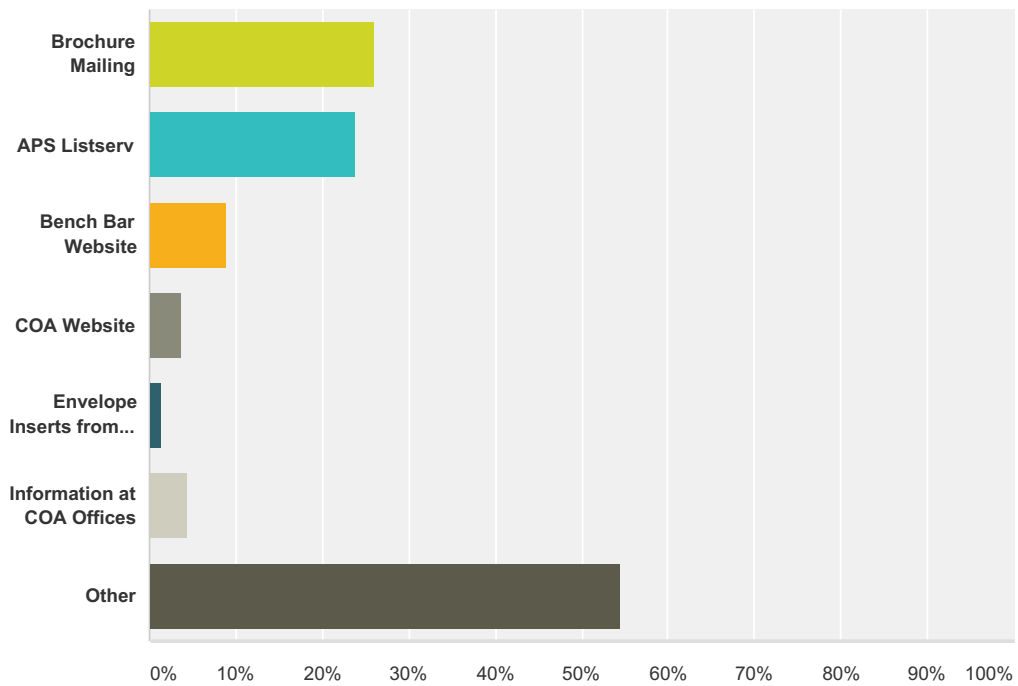
## 2016 Michigan Appellate Bench Bar Conference Evaluation



	Most Preferred	Neutral	Least Preferred	Total
Three-Year interval between Conferences	49.61% 63	36.22% 46	14.17% 18	127
Two-Year interval between Conferences	40.17% 47	45.30% 53	14.53% 17	117
Spring Conference	73.23% 93	25.98% 33	0.79% 1	127
Summer Conference	3.74% 4	50.47% 54	45.79% 49	107
Fall Conference	11.21% 12	66.36% 71	22.43% 24	107
Winter Conference	1.83% 2	40.37% 44	57.80% 63	109
Two-Day Conference	73.17% 90	22.76% 28	4.07% 5	123
One-Day Conference	14.41% 16	41.44% 46	44.14% 49	111

### Q9 How did you learn about the 2016 Conference?

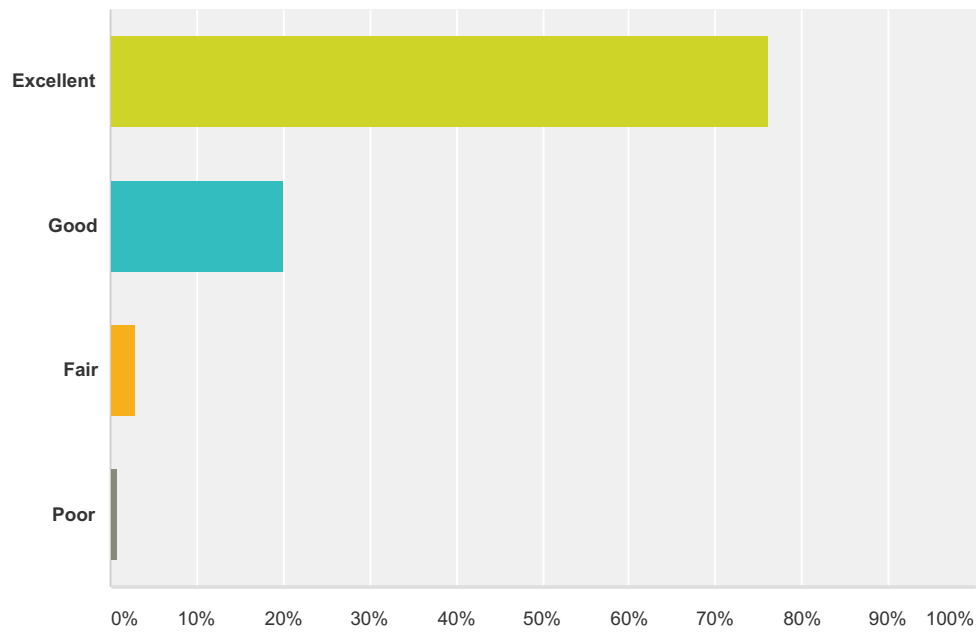
Answered: 134 Skipped: 7



Answer Choices	Responses
Brochure Mailing	26.12% 35
APS Listserv	23.88% 32
Bench Bar Website	8.96% 12
COA Website	3.73% 5
Envelope Inserts from COA	1.49% 2
Information at COA Offices	4.48% 6
Other	54.48% 73
<b>Total Respondents: 134</b>	

**Q10 Please rate the Conference registration process:**

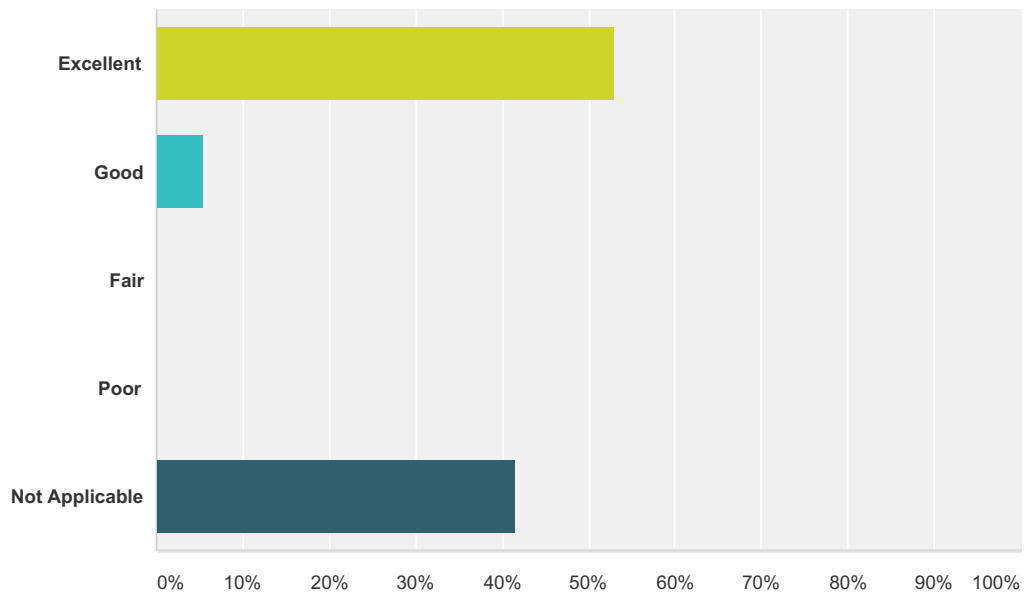
Answered: 135 Skipped: 6



Answer Choices	Responses
Excellent	76.30% 103
Good	20.00% 27
Fair	2.96% 4
Poor	0.74% 1
<b>Total</b>	<b>135</b>

**Q11 Please rate the Conference scholarship process:**

Answered: 130 Skipped: 11



Answer Choices	Responses	
Excellent	53.08%	69
Good	5.38%	7
Fair	0.00%	0
Poor	0.00%	0
Not Applicable	41.54%	54
<b>Total</b>		<b>130</b>

**Q12 General comments or suggestions:**

Answered: 52 Skipped: 89